

2022 POTTAWATOMIE COUNTY ASSESSOR'S OFFICE REPORT TO THE EXCISE BOARD

08/05/2022

City/Village										
DISTRICT	DESCRIPTION	PERSONAL PROPERTY	REAL PROPERTY	PUBLIC SERVICE	TOTAL VALUATION	HOMESTEAD EXEMPTIONS	OTHER EXEMPTIONS	NET VALUATION		
T01	I1 OKC	27,220	429,002	124,485	580,707	17,000	0	563,707		
T02	McLoud	1,583,590	12,157,289	1,435,356	15,176,235	455,000	719,463	14,001,772		
T05	Dale	43,108	0	138,806	181,914	0	0	181,914		
T09	Macomb	126,837	106,556	47,463	280,856	5,528	4,645	270,683		
T10	Earlsboro	94,837	478,125	1,168,096	1,741,058	49,039	13,754	1,678,265		
T11	Shawnee	38,252,405	175,430,520	12,036,932	225,719,857	4,896,101	3,557,629	217,266,127		
T15	Tecumseh	1,113,523	19,336,840	1,734,343	22,184,706	1,037,888	401,727	20,745,091		
T17	Bethel	506,089	16,836,710	2,254,450	19,597,249	701,394	1,046,129	17,849,726		
T19	Asher	72,302	621,064	165,106	858,472	59,822	0	798,650		
T20	Wanette	538,636	571,836	143,680	1,254,152	46,643	27,907	1,179,602		
T21	Maud	36,793	1,106,796	369,881	1,513,470	123,132	8,821	1,381,517		
T24	Tribbey	241	31,070	483,298	514,609	5,375	0	509,234		
CITY/VILLAGE TOTAL VALUATION		42,395,581	227,105,808	20,101,896	289,603,285	7,396,922	5,780,075	276,426,288		
County										
DISTRICT	DESCRIPTION	PERSONAL PROPERTY	REAL PROPERTY	PUBLIC SERVICE	TOTAL VALUATION	HOMESTEAD EXEMPTIONS	OTHER EXEMPTIONS	NET VALUATION		
C001	Pottawatomie County Gene	67,912,152	370,017,291	58,295,484	496,224,927	13,549,840	11,306,578	471,368,509		
COUNTY TOTAL VALUATION		67,912,152	370,017,291	58,295,484	496,224,927	13,549,840	11,306,578	471,368,509		
School										
DISTRICT	DESCRIPTION	PERSONAL PROPERTY	REAL PROPERTY	PUBLIC SERVICE	TOTAL VALUATION	HOMESTEAD EXEMPTIONS	OTHER EXEMPTIONS	NET VALUATION		
10	10-R N.Rock Ck	13,956,024	34,002,861	3,300,973	51,259,858	781,788	986,209	49,491,861		
112	112-R Asher	1,748,540	3,597,103	1,526,374	6,872,017	225,114	19,173	6,627,730		
115	115-R Wanette	1,550,158	7,679,367	2,976,615	12,206,140	366,553	211,989	11,627,598		
117	117-R Maud	864,086	4,431,883	2,919,393	8,215,362	282,881	99,284	7,833,197		
27	27-R Grove	1,404,730	52,067,491	1,097,861	54,570,082	1,181,000	2,059,487	51,329,595		
29	29-R Pl Grove	38,088	4,059,903	141,589	4,239,580	111,135	50,066	4,078,379		
32	32-R S.Rock Ck	1,306,368	13,699,683	719,856	15,725,907	539,589	490,604	14,695,714		
92	92-R Tecumseh	3,744,083	36,397,057	7,093,647	47,234,787	1,909,916	1,055,382	44,269,489		

2022 POTTAWATOMIE COUNTY ASSESSOR'S OFFICE REPORT TO THE EXCISE BOARD

08/05/2022

93	93-R Shawnee	29,283,625	117,377,235	10,961,223	157,622,083	3,856,476	1,954,777	151,810,830
I-1	I1-R McCloud	2,151,815	22,165,288	3,847,008	28,164,111	982,947	985,428	26,195,736
I-2	I2-R Dale	2,253,842	19,762,257	3,716,595	25,732,694	752,981	900,625	24,079,088
I-3	I3-R Bethel	1,710,895	30,010,537	6,743,193	38,464,625	1,261,394	1,607,732	35,595,499
I-4	I4-R Maccomb	1,658,146	7,103,236	4,280,972	13,042,354	409,433	320,580	12,312,341
I-5	I5-R Earlsboro	2,135,725	5,696,523	2,371,723	10,203,971	307,463	202,258	9,694,250
J-103	Jf-103 Prague	2,987,597	5,519,974	2,438,838	10,946,409	255,834	188,901	10,501,674
J-14	Jf-14 Strothers	95,992	981,883	153,077	1,230,952	53,000	10,647	1,167,305
J-4	Jf-4 Konawa	939,626	2,871,018	3,801,266	7,611,910	146,025	92,325	7,373,560
J-7	Jf-7 Harrah	15,211	1,229,975	51,774	1,296,960	58,000	55,444	1,183,516
J-70	Jf-70 Littleaxe	0	7,354	179	7,533	0	0	7,533
J-95	Jf-95 Meeker	67,601	1,353,679	153,328	1,574,608	65,327	15,667	1,493,614
SCHOOL TOTAL VALUATION		67,912,152	370,014,307	58,295,484	496,221,943	13,546,856	11,306,578	471,368,509

		TIF-District						
DISTRICT	DESCRIPTION	PERSONAL PROPERTY	REAL PROPERTY	PUBLIC SERVICE	TOTAL VALUATION	HOMESTEAD EXEMPTIONS	OTHER EXEMPTIONS	NET VALUATION
10001	92 Tecumseh bav	244,574	1,155,362	0	1,399,936	19,000	0	1,380,936
10002	93 Shawnee bav	-88,213	866,708	0	778,495	0	0	778,495
10003	93 Shawnee BAV2	1,355,672	599,225	0	1,954,897	-2,984	0	1,957,881
TIF-DISTRICT TOTAL VALUATION		1,512,033	2,621,295	0	4,133,328	16,016	0	4,117,312

Vo-Tech

DISTRICT	DESCRIPTION	PERSONAL PROPERTY	REAL PROPERTY	PUBLIC SERVICE	TOTAL VALUATION	HOMESTEAD EXEMPTIONS	OTHER EXEMPTIONS	NET VALUATION
Votec 23	VoTech Votec 23	15,211	1,229,975	51,774	1,296,960	58,000	55,444	1,183,516
Votec 5	VoTech Votec 5	66,076,663	359,773,231	51,488,769	477,338,663	13,055,482	11,019,662	453,263,519
Votec 8	VoTech Votec 8	1,550,158	7,686,721	2,976,794	12,213,673	366,553	211,989	11,635,131
VO-TECH TOTAL VALUATION		67,642,032	368,689,927	54,517,337	490,849,296	13,480,035	11,287,095	466,082,166

2022 POTTAWATOMIE COUNTY ASSESSOR'S OFFICE REPORT TO THE EXCISE BOARD

07/27/2022

I, Leona Satterfield, Assessor of Pottawatomie County Oklahoma, do hereby certify that the foregoing is a true and correct statement of valuations for Real Estate, Personal Property, Public Service and Homestead Exemptions as certified by the State Board of Equalization and shown by the records in the County Assessor's office. Subscribed by my hand and affixed the seal of the County Assessor's office on this day of 07/27/2022.

State of Oklahoma)
) SS
Pottawatomie County)

Leona Satterfield

Leona Satterfield
County Assessor
Pottawatomie County



I, RAESHLE FLEWALLEN, County Clerk of Pottawatomie County Oklahoma, do hereby certify that the above is a true, correct and complete list of the valuations of Pottawatomie County Oklahoma as certified by the Pottawatomie County Assessor's office.

RAESHLE FLEWALLEN
County Clerk
Pottawatomie County

Seal

Rasha Allen

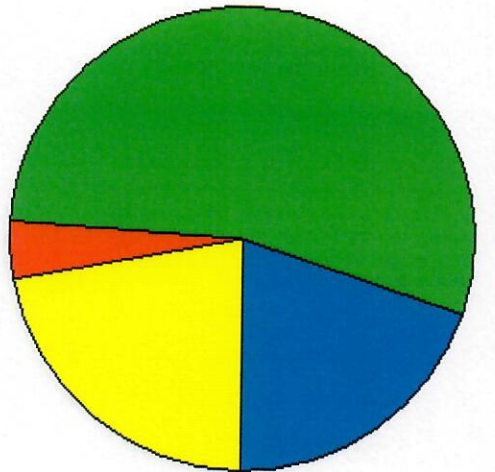
Raeshle Flewallen

August 2, 2022
Date



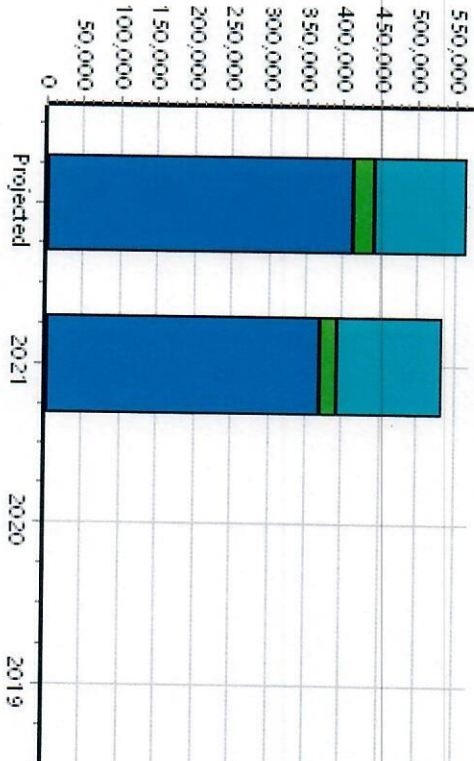
Excise Board:



Real	Count	Value
Agricultural	7	111,962
Commercial	0	0
Residential	23	317,040
Total Real Value	30	429,002
Homestead	17	17,000
Veteran	0	0
Other	0	0
Total Exempt	17	17,000
TIF Increment Value		
Net Assessed		412,002
Net Assessed Under Protest		
Senior Freeze	1	1,260
Capped Parcels	4	15,618



Personal	Count	Value
Agricultural	1	5,420
Commercial	1	18
Mobile Home	4	21,982
Total Personal	6	27,420
Total Exempt	1	200
TIF Increment Value		
Net Assessed		27,220
Net Assessed Under Protest		
Public Service	Count	Value
Total PS Value	3	124,485
TIF Increment Value		
Net Assessed		124,485



District Totals

Total Gross Value	580,907
Homestead Loss	17,000
Other Exemption Loss	200
TIF Increment Value	
Retained TIF Value	
Net Assessed Value	563,707

Net Assessed Under Protest


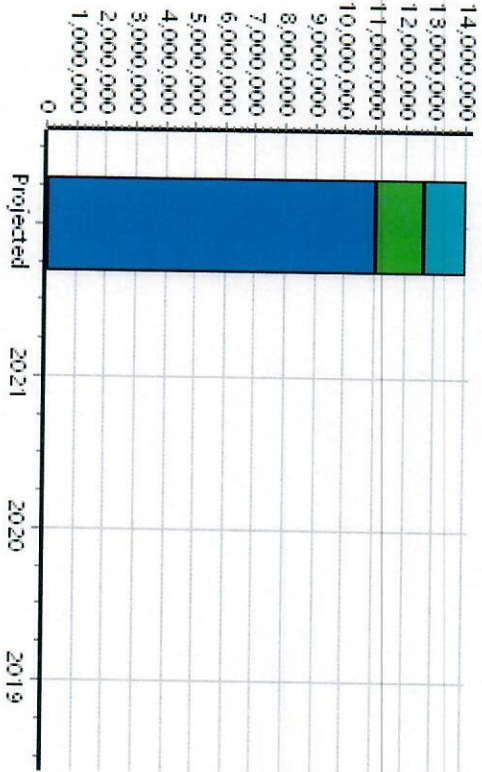
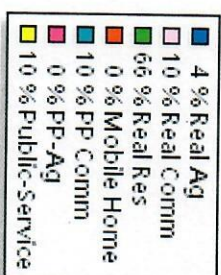
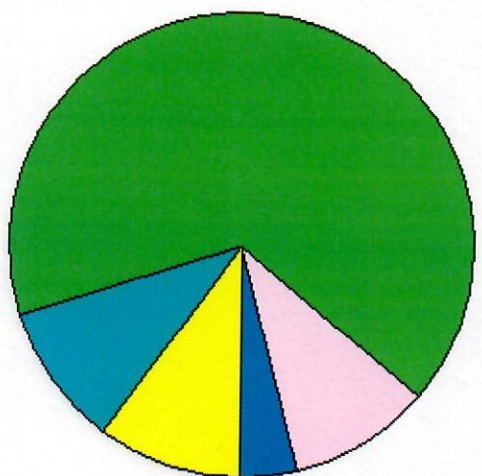
* Public Service Protests Values are not included on this report.

Real	Count	Value
Agricultural	115	736,425
Commercial	78	1,529,246
Residential	1,048	9,891,618
Total Real Value	1,241	12,157,289
Homestead	440	455,000
Veteran	40	719,463
Other	0	0
Total Exempt	495	1,174,463
TIF Increment Value		
Net Assessed		10,982,826
Net Assessed Under Protest		
Senior Freeze	59	228,927
Capped Parcels	462	1,153,858


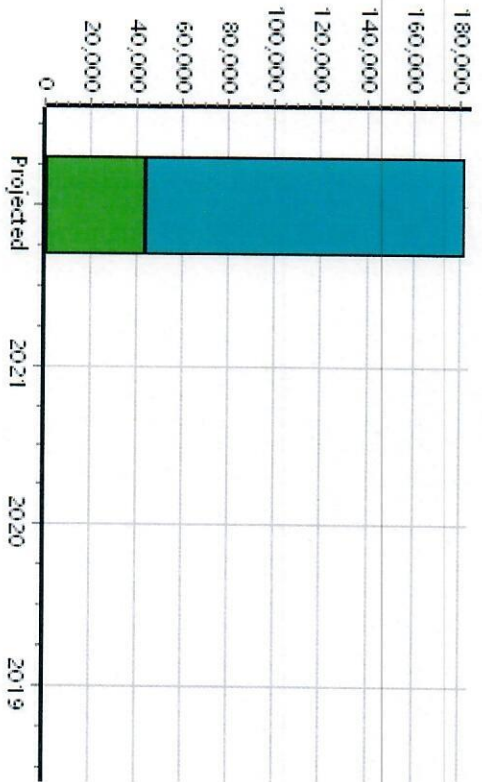

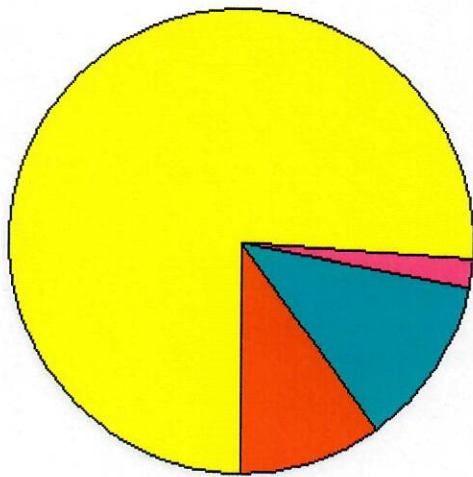
Personal	Count	Value
Agricultural	20	46,511
Commercial	92	1,451,610
Mobile Home	45	85,809
Total Personal	157	1,583,930
Total Exempt	2	340
TIF Increment Value		
Net Assessed		1,583,590
Net Assessed Under Protest		
Public Service	Count	Value
Total PS Value	15	1,435,356
TIF Increment Value		
Net Assessed		1,435,356

District Totals	
Total Gross Value	15,176,575
Homestead Loss	455,000
Other Exemption Loss	719,803
TIF Increment Value	
Retained TIF Value	
Net Assessed Value	14,001,772
Net Assessed Under Protest	

* Public Service Protests Values are not included on this report.



Real	Count	Value
Agricultural	0	0
Commercial	0	0
Residential	0	0
Total Real Value	0	0
Homestead	0	0
Veteran	0	0
Other	0	0
Total Exempt	0	0
TIF Increment Value		
Net Assessed		0
Net Assessed Under Protest		
Senior Freeze	0	0
Capped Parcels	0	0
Personal	Count	Value
Agricultural	2	1,875
Commercial	3	23,066
Mobile Home	11	18,367
Total Personal	16	43,308
Total Exempt	1	200
TIF Increment Value		
Net Assessed		43,108
Net Assessed Under Protest		
Public Service	Count	Value
Total PS Value	6	138,806
TIF Increment Value		
Net Assessed		138,806



District Totals

Total Gross Value	182,114
Homestead Loss	0
Other Exemption Loss	200
TIF Increment Value	
Retained TIF Value	
Net Assessed Value	181,914

Net Assessed Under Protest

* Public Service Protests Values are not included on this report.

Real	Count	Value
Agricultural	0	0
Commercial	4	31,544
Residential	69	75,012
Total Real Value	73	106,556
Homestead	6	5,528
Veteran	1	4,645
Other	0	0
Total Exempt	8	10,173
TIF Increment Value		
Net Assessed		96,383
Net Assessed Under Protest		
Senior Freeze	1	117
Capped Parcels	5	4,354


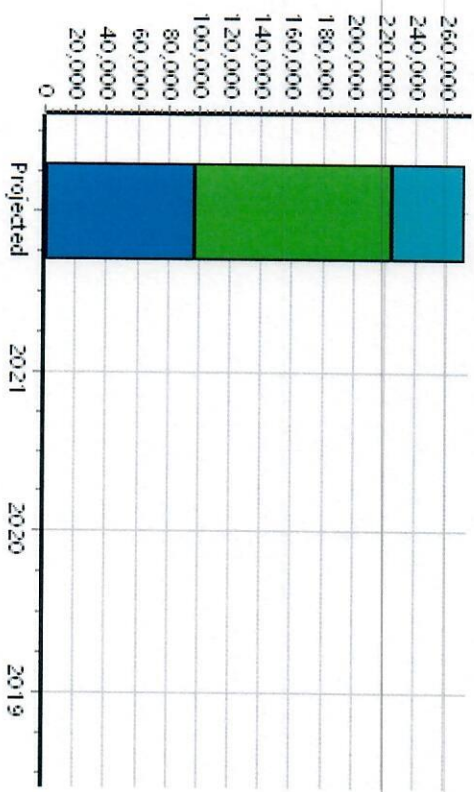
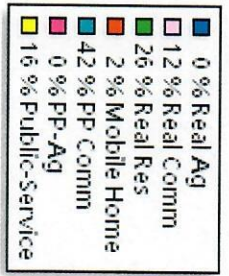
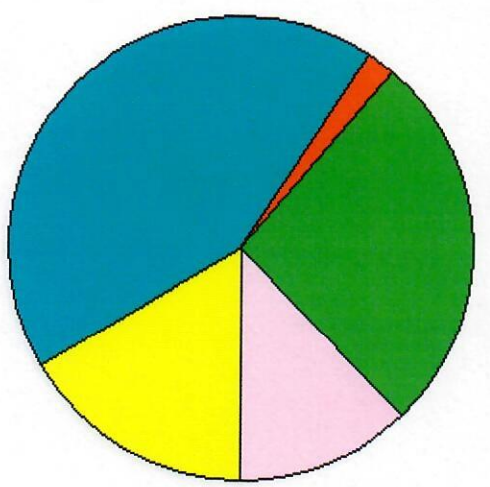
Personal	Count	Value
Agricultural	1	1,376
Commercial	11	120,521
Mobile Home	2	4,940
Total Personal	14	126,837
Total Exempt	0	0
TIF Increment Value		
Net Assessed		126,837
Net Assessed Under Protest		

Public Service	Count	Value
Total PS Value	6	47,463
TIF Increment Value		
Net Assessed		47,463

District Totals	Count	Value
Total Gross Value		280,856
Homestead Loss		5,528
Other Exemption Loss		4,645
TIF Increment Value		
Retained TIF Value		
Net Assessed Value		270,683

Net Assessed Under Protest

* Public Service Protests Values are not included on this report.


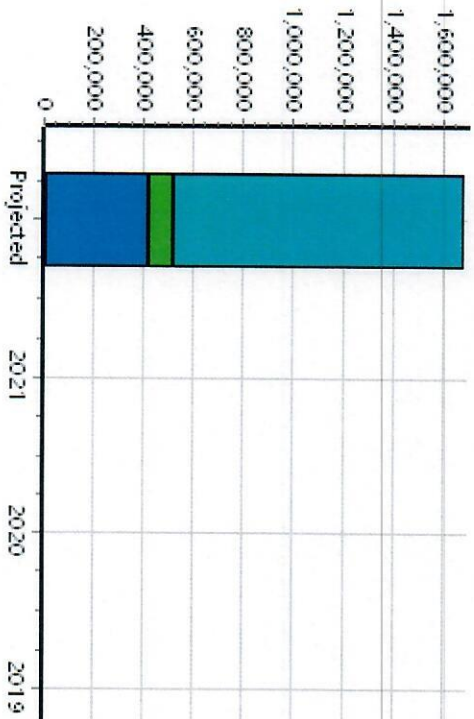
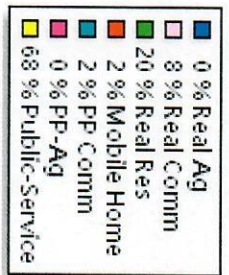
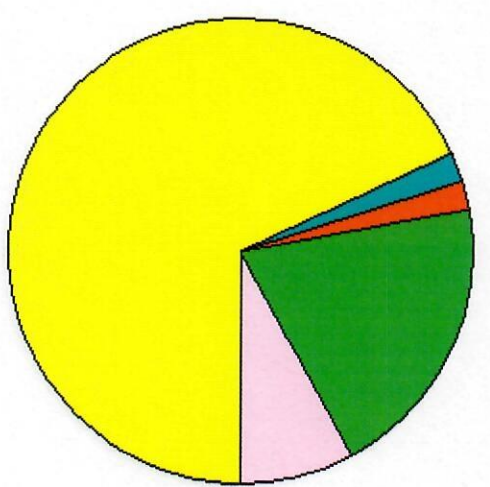


Real	Count	Value
Agricultural	0	0
Commercial	13	131,281
Residential	240	346,844
Total Real Value	253	478,125
Homestead	48	49,039
Veteran	2	13,754
Other	0	0
Total Exempt	52	62,793
TIF Increment Value		
Net Assessed		415,332
Net Assessed Under Protest		
Senior Freeze	2	2,571
Capped Parcels	83	55,003

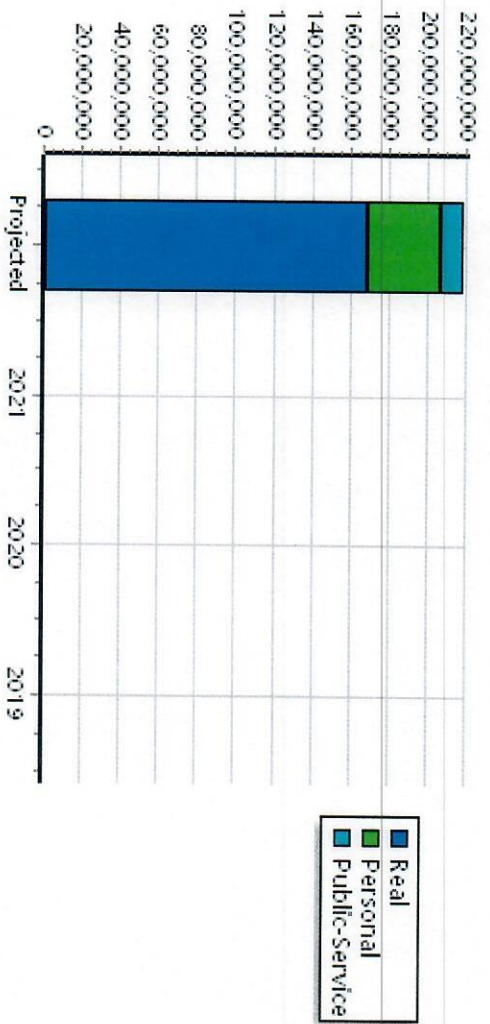
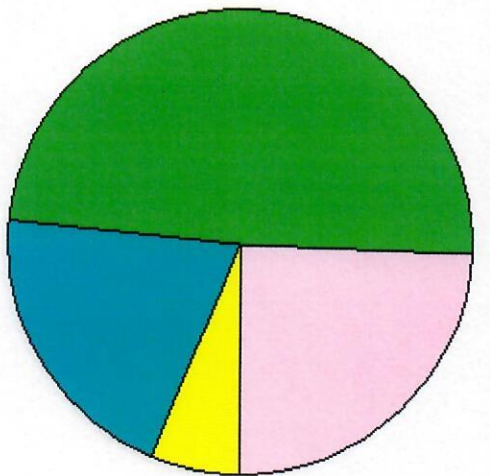
Personal	Count	Value
Agricultural	6	17,080
Commercial	12	47,059
Mobile Home	9	30,698
Total Personal	27	94,837
Total Exempt	0	0
TIF Increment Value		
Net Assessed		94,837
Net Assessed Under Protest		
Public Service		
Total PS Value	15	1,168,096
TIF Increment Value		
Net Assessed		1,168,096

District Totals	Count	Value
Total Gross Value		1,741,058
Homestead Loss		49,039
Other Exemption Loss		13,754
TIF Increment Value		
Retained TIF Value		
Net Assessed Value		1,678,265
Net Assessed Under Protest		

* Public Service Protests Values are not included on this report.



Real	Count	Value
Agricultural	187	1,500,565
Commercial	1,157	58,154,043
Residential	11,396	116,642,620
Total Real Value	12,740	176,297,228
Homestead	4,660	4,896,101
Veteran	219	3,557,629
Other	0	0
Total Exempt	5,125	8,453,730
TIF Increment Value		866,708
Net Assessed		166,976,790
Net Assessed Under Protest		
Senior Freeze	616	1,767,355
Capped Parcels	5,409	20,505,573
Personal	Count	Value
Agricultural	43	123,307
Commercial	1,113	48,931,242
Mobile Home	209	854,356
Total Personal	1,365	49,908,905
Total Exempt	22	11,744,713
TIF Increment Value		-88,213
Net Assessed		38,252,405
Net Assessed Under Protest		
Public Service	Count	Value
Total PS Value	68	12,036,932
TIF Increment Value		0
Net Assessed		12,036,932



District Totals

Total Gross Value	238,243,065
Homestead Loss	4,896,101
Other Exemption Loss	15,302,342
TIF Increment Value	778,495
Retained TIF Value	
Net Assessed Value	217,266,127

TIF Project Summary


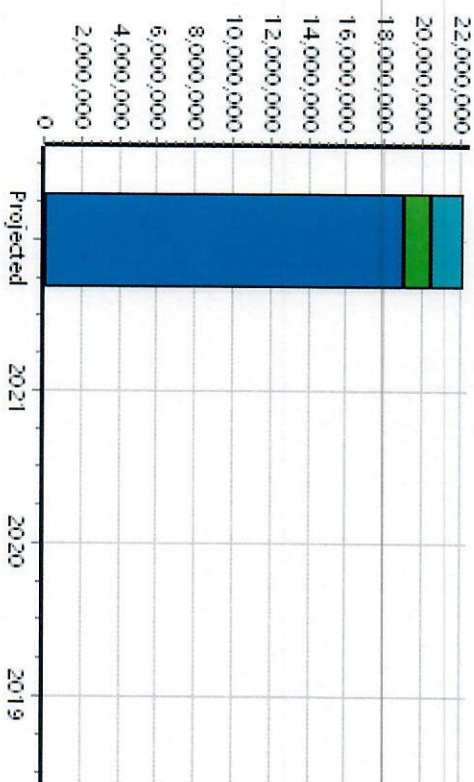
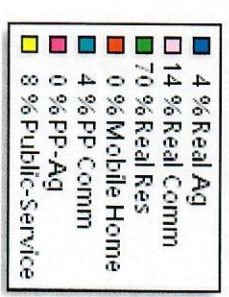
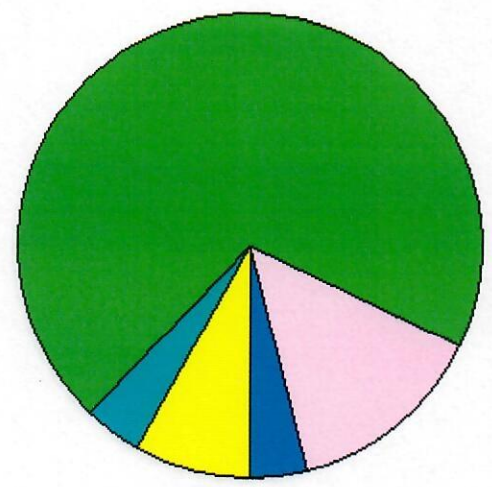
Code	Description	Expires	Base Value	Increment Value	Retained Inc	Total Value
2	93 Shawnee bay 2003	2028	1,545,667	778,495		2,324,162
Total TIF Valuation :			1,545,667	778,495	0	2,324,162

Net Assessed Under Protest

* Public Service Protests Values are not included on this report.

Real	Count	Value
Agricultural	116	961,639
Commercial	176	3,079,214
Residential	2,367	16,451,349
Total Real Value	2,659	20,492,202
Homestead	1,003	1,056,888
Veteran	38	401,727
Other	0	0
Total Exempt	1,098	1,458,615
TIF Increment Value		1,136,362
Net Assessed		17,897,225
Net Assessed Under Protest		
Senior Freeze	137	416,595
Capped Parcels	922	2,608,092

Personal	Count	Value
Agricultural	36	95,490
Commercial	156	1,118,523
Mobile Home	52	147,959
Total Personal	244	1,361,972
Total Exempt	12	3,875
TIF Increment Value		244,574
Net Assessed		1,113,523
Net Assessed Under Protest		
Public Service	Count	Value
	20	1,734,343
Total PS Value		1,734,343
TIF Increment Value		0
Net Assessed		1,734,343



District Totals

Total Gross Value	23,588,517
Homestead Loss	1,056,888
Other Exemption Loss	405,602
TIF Increment Value	1,380,936
Retained TIF Value	0
Net Assessed Value	20,745,091

TIF Project Summary

Code	Description	Expires	Base Value	Increment Value	Retained Inc	Total Value
1	92 Tecumseh bay 2004	2029	975,193	1,380,936	0	2,356,129
Total TIF Valuation :			975,193	1,380,936	0	2,356,129

Net Assessed Under Protest
 * Public Service Protests Values are not included on this report.


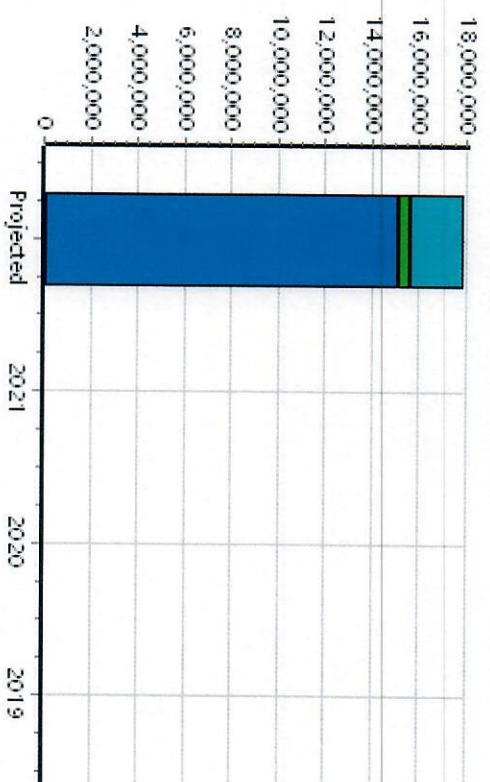
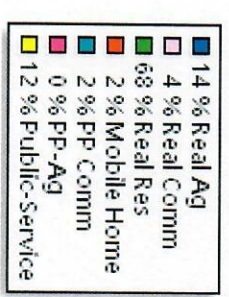
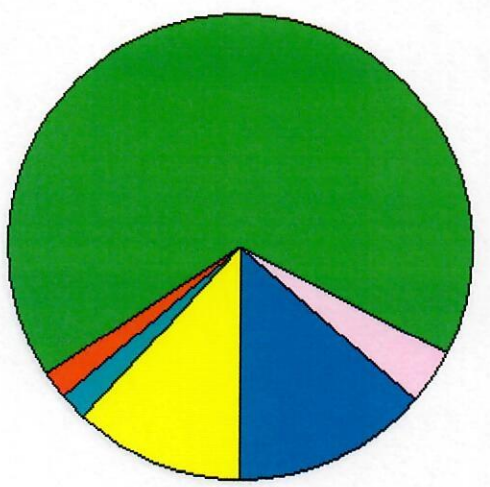
Real	Count	Value
Agricultural	321	2,806,191
Commercial	17	634,751
Residential	1,116	13,395,768
Total Real Value	1,454	16,836,710
Homestead	685	701,394
Veteran	60	1,046,129
Other	0	0
Total Exempt	763	1,747,523
TIF Increment Value		
Net Assessed		15,089,187

Personal	Count	Value
Senior Freeze	56	360,961
Capped Parcels	579	2,436,003
Net Assessed Under Protest		
Net Assessed		506,089

Public Service	Count	Value
Total PS Value	15	2,254,450
TIF Increment Value		
Net Assessed		2,254,450

District Totals	Count	Value
Total Gross Value		19,597,831
Homestead Loss		701,394
Other Exemption Loss		1,046,711
TIF Increment Value		
Retained TIF Value		
Net Assessed Value		17,849,726

Net Assessed Under Protest
 * Public Service Protests Values are not included on this report.



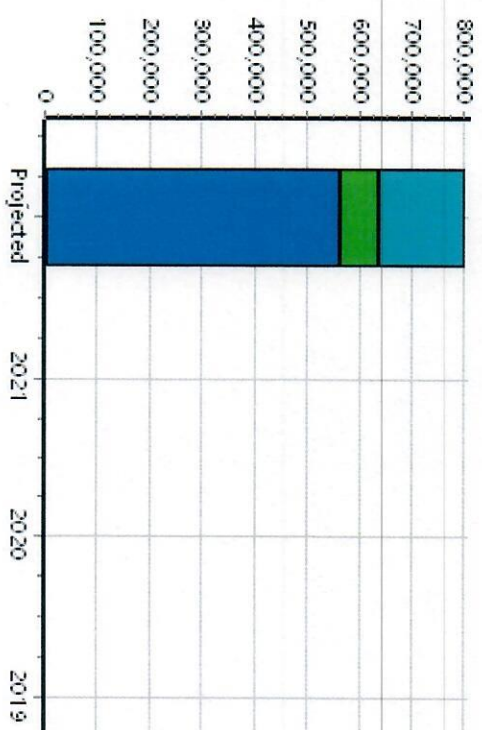
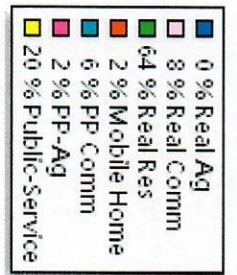
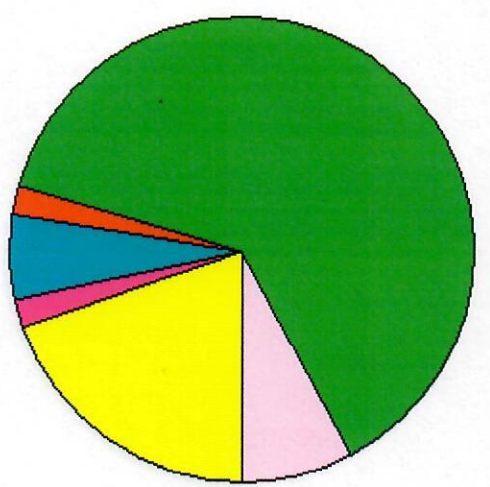
Real	Count	Value
Agricultural	0	0
Commercial	1	71,526
Residential	295	549,538
Total Real Value	296	621,064
Homestead	56	59,822
Veteran	0	0
Other	0	0
Total Exempt	62	59,822
TIF Increment Value		
Net Assessed		561,242
Net Assessed Under Protest		
Senior Freeze	7	14,095
Capped Parcels	97	106,658

Personal	Count	Value
Agricultural	4	12,759
Commercial	14	49,477
Mobile Home	3	10,066
Total Personal	21	72,302
Total Exempt	0	0
TIF Increment Value		
Net Assessed		72,302
Net Assessed Under Protest		
Public Service		
Total PS Value	6	165,106
TIF Increment Value		
Net Assessed		165,106


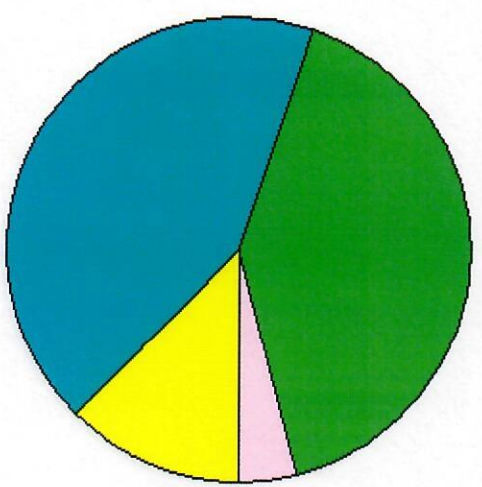
District Totals	Count	Value
Total Gross Value		858,472
Homestead Loss		59,822
Other Exemption Loss		0
TIF Increment Value		
Retained TIF Value		
Net Assessed Value		798,650

Net Assessed Under Protest


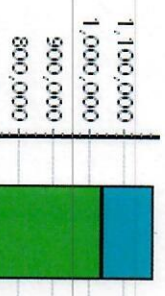
* Public Service Protests Values are not included on this report.



Real	Count	Value
Agricultural	1	62
Commercial	16	60,644
Residential	266	511,130
Total Real Value	283	571,836
Homestead	45	46,643
Veteran	4	27,907
Other	0	0
Total Exempt	51	74,550
TIF Increment Value		
Net Assessed		497,286



Personal	Count	Value
Agricultural	5	9,821
Commercial	13	519,426
Mobile Home	4	9,589
Total Personal	22	538,836
Total Exempt	1	200
TIF Increment Value		
Net Assessed		538,636



Public Service	Count	Value
Total PS Value	7	143,680
TIF Increment Value		
Net Assessed		143,680


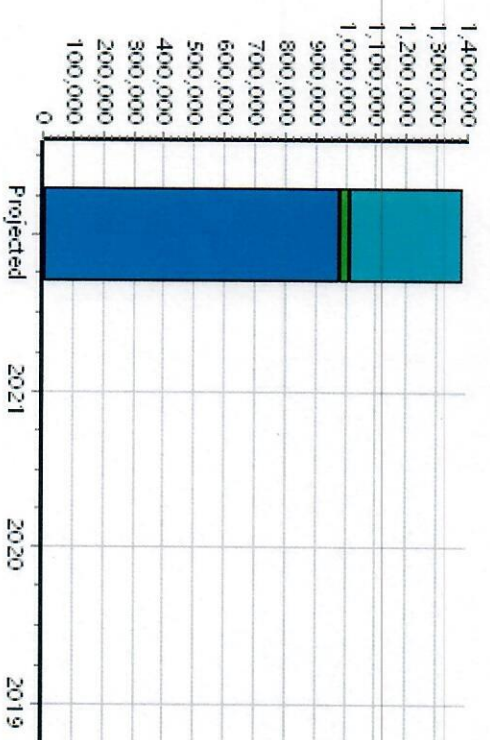

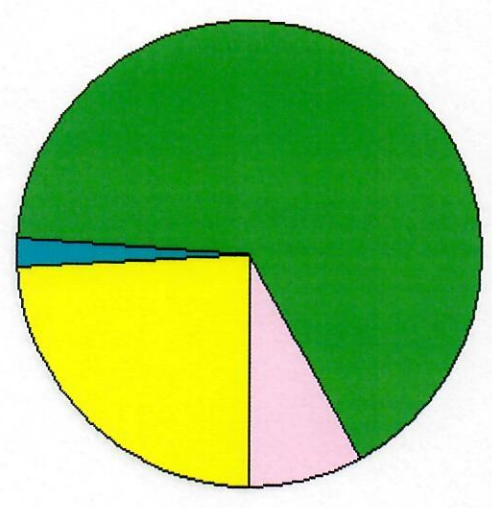
District Totals	
Total Gross Value	1,254,352
Homestead Loss	46,643
Other Exemption Loss	28,107
TIF Increment Value	
Retained TIF Value	
Net Assessed Value	1,179,602

Net Assessed Under Protest
 * Public Service Protests Values are not included on this report.

Real	Count	Value
Agricultural	0	0
Commercial	29	113,086
Residential	465	993,710
Total Real Value	494	1,106,796
Homestead	115	123,132
Veteran	2	8,821
Other	0	0
Total Exempt	130	131,953
TIF Increment Value		
Net Assessed		974,843
Net Assessed Under Protest		
Senior Freeze	17	41,707
Capped Parcels	174	200,365
Personal	Count	Value
Agricultural	2	4,423
Commercial	16	19,727
Mobile Home	12	12,643
Total Personal	30	36,793
Total Exempt	0	0
TIF Increment Value		
Net Assessed		36,793
Net Assessed Under Protest		
Public Service	Count	Value
Total PS Value	7	369,881
TIF Increment Value		
Net Assessed		369,881

District Totals	
Total Gross Value	1,513,470
Homestead Loss	123,132
Other Exemption Loss	8,821
TIF Increment Value	
Retained TIF Value	
Net Assessed Value	1,381,517
Net Assessed Under Protest	

* Public Service Protests Values are not included on this report.


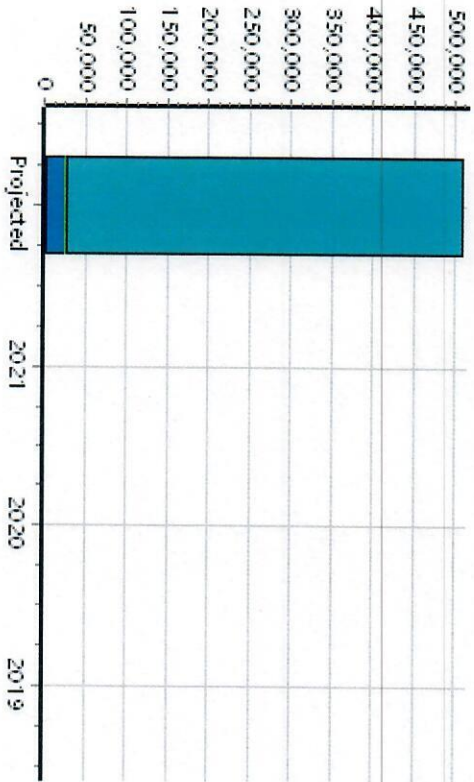
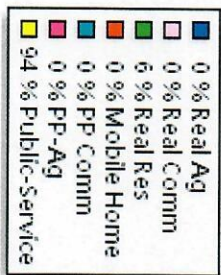
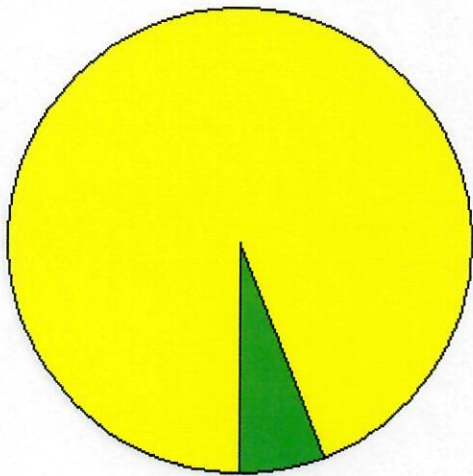


Real	Count	Value
Agricultural	0	0
Commercial	1	4,680
Residential	35	26,390
Total Real Value	36	31,070
Homestead	5	5,375
Veteran	0	0
Other	0	0
Total Exempt	6	5,375
TIF Increment Value		
Net Assessed		25,695
Net Assessed Under Protest		
Senior Freeze	1	1,804
Capped Parcels	9	6,321


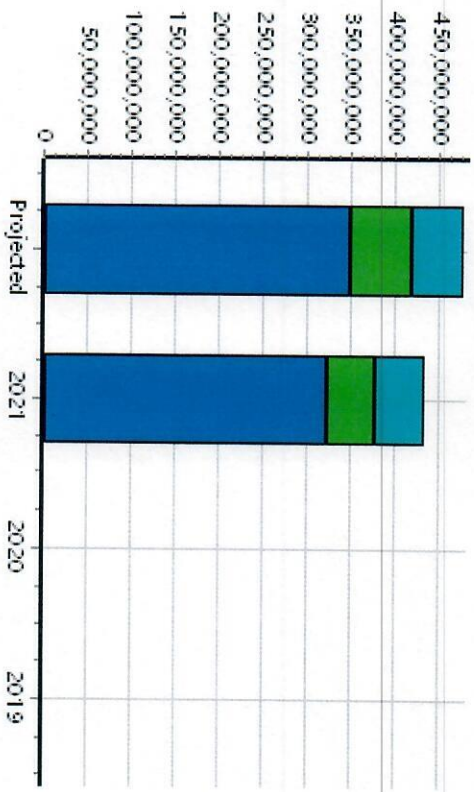
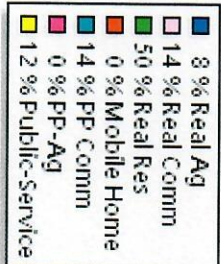
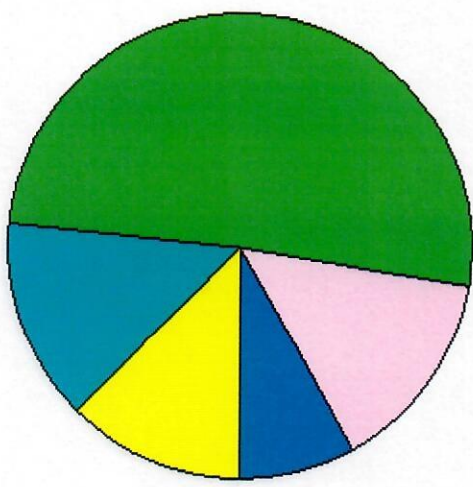
Personal	Count	Value
Agricultural	0	0
Commercial	1	241
Mobile Home	0	0
Total Personal	1	241
Total Exempt	0	0
TIF Increment Value		
Net Assessed		241
Net Assessed Under Protest		
Public Service		
Total PS Value	4	483,298
TIF Increment Value		
Net Assessed		483,298

District Totals	Count	Value
Total Gross Value		514,609
Homestead Loss		5,375
Other Exemption Loss		0
TIF Increment Value		
Retained TIF Value		
Net Assessed Value		509,234
Net Assessed Under Protest		

* Public Service Protests Values are not included on this report.



Real	Count	Value
Agricultural	6,796	42,436,171
Commercial	1,917	71,177,625
Residential	29,919	259,024,790
Total Real Value	38,632	372,638,586
Homestead	13,083	13,565,856
Veteran	726	11,306,578
Other	0	0
Total Exempt	14,338	24,872,434
TIF Increment Value		2,605,279
Net Assessed		345,160,873
Net Assessed Under Protest		
Senior Freeze	1,449	5,492,244
Capped Parcels	14,187	48,185,361
Personal	Count	Value
Agricultural	1,340	4,067,180
Commercial	2,090	72,994,601
Mobile Home	1,253	4,304,039
Total Personal	4,683	81,365,820
Total Exempt	298	11,941,635
TIF Increment Value		1,512,033
Net Assessed		67,912,152
Net Assessed Under Protest		
Public Service	Count	Value
Total PS Value	428	58,295,484
TIF Increment Value		0
Net Assessed		58,295,484



District Totals

Total Gross Value	512,299,890
Homestead Loss	13,565,856
Other Exemption Loss	23,248,213
TIF Increment Value	4,117,312
Retained TIF Value	
Net Assessed Value	471,368,509

TIF Project Summary

Code	Description	Expires	Base Value	Increment Value	Retained Inc	Total Value
1	92 Tecumseh bay 2004	2029	975,193	1,380,936		2,356,129
2	93 Shawnee bay 2003	2028	1,545,667	778,495		2,324,162
3	93 Shawnee BAV2 2017	2042	3,086,923	1,957,881		5,044,804
Total TIF Valuation :			5,607,783	4,117,312	0	9,725,095

Net Assessed Under Protest


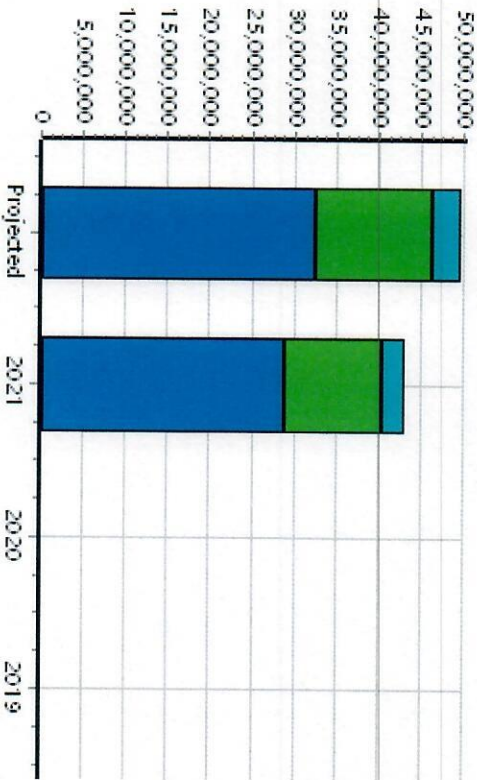

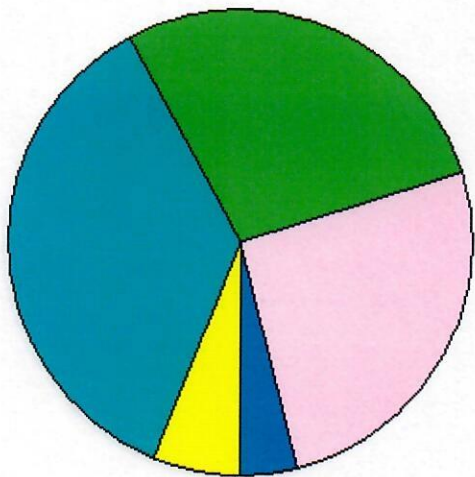
* Public Service Protests Values are not included on this report

Real	Count	Value
Agricultural	366	2,129,531
Commercial	130	15,159,002
Residential	1,560	16,714,328
Total Real Value	2,056	34,002,861
Homestead	760	781,788
Veteran	52	986,209
Other	0	0
Total Exempt	834	1,767,997
TIF Increment Value		
Net Assessed		32,234,864
Net Assessed Under Protest		
Senior Freeze	79	328,342
Capped Parcels	596	3,128,824
Personal	Count	Value
Agricultural	66	174,485
Commercial	235	20,326,830
Mobile Home	44	206,334
Total Personal	345	20,707,649
Total Exempt	20	6,751,625
TIF Increment Value		
Net Assessed		13,956,024
Net Assessed Under Protest		
Public Service	Count	Value
Total PS Value	22	3,300,973
TIF Increment Value		
Net Assessed		3,300,973

District Totals	
Total Gross Value	58,011,483
Homestead Loss	781,788
Other Exemption Loss	7,737,834
TIF Increment Value	
Retained TIF Value	
Net Assessed Value	49,491,861

Net Assessed Under Protest

* Public Service Protests Values are not included on this report.


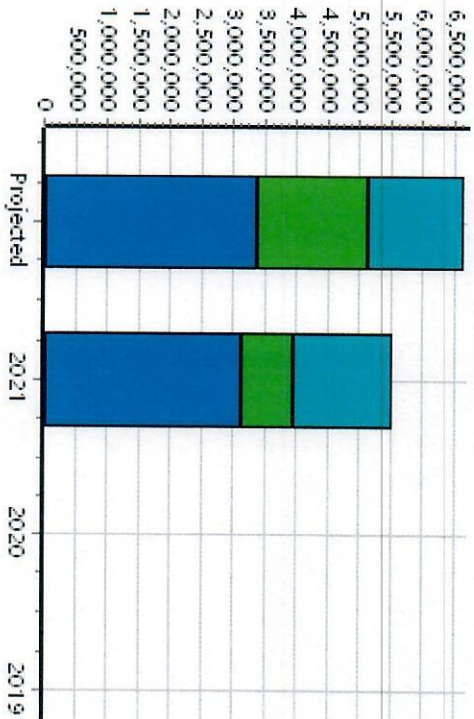

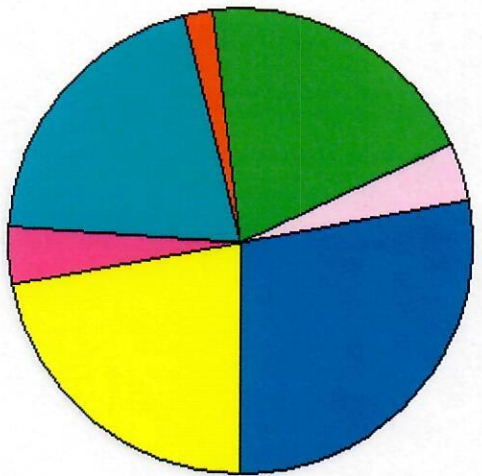


Real	Count	Value
Agricultural	461	1,983,214
Commercial	13	207,986
Residential	664	1,405,903
Total Real Value	1,138	3,597,103
Homestead	217	225,114
Veteran	3	19,173
Other	0	0
Total Exempt	231	244,287
TIF Increment Value		
Net Assessed		3,352,816
Net Assessed Under Protest		
Senior Freeze	28	136,183
Capped Parcels	293	740,544

Personal	Count	Value
Agricultural	84	264,513
Commercial	34	1,378,609
Mobile Home	33	109,910
Total Personal	151	1,753,032
Total Exempt	22	4,492
TIF Increment Value		
Net Assessed		1,748,540
Net Assessed Under Protest		
Public Service	Count	Value
Total PS Value	21	1,526,374
TIF Increment Value		
Net Assessed		1,526,374

District Totals	Count	Value
Total Gross Value		6,876,509
Homestead Loss		225,114
Other Exemption Loss		23,665
TIF Increment Value		
Retained TIF Value		
Net Assessed Value		6,627,730
Net Assessed Under Protest		

* Public Service Protests Values are not included on this report.




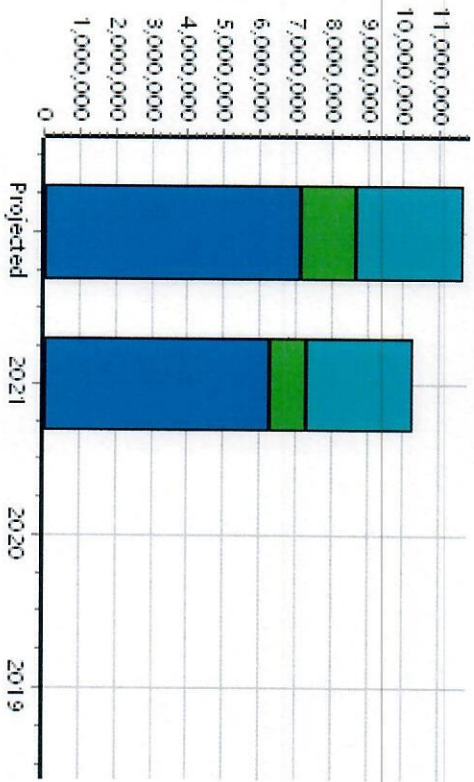

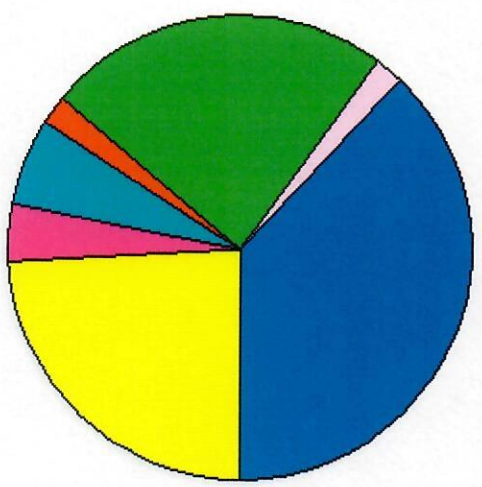
Real	Count	Value
Agricultural	1,121	4,708,324
Commercial	29	154,025
Residential	829	2,817,018
Total Real Value	1,979	7,679,367
Homestead	359	366,553
Veteran	27	211,989
Other	0	0
Total Exempt	395	578,542
TIF Increment Value		
Net Assessed		7,100,825

Personal	Count	Value
Senior Freeze	25	95,869
Capped Parcels	568	1,248,122
Total Personal	247	1,555,687
Total Exempt	28	5,529
TIF Increment Value		
Net Assessed		1,550,158

Public Service	Count	Value
Total PS Value	27	2,976,615
TIF Increment Value		
Net Assessed		2,976,615

District Totals	Value
Total Gross Value	12,211,669
Homestead Loss	366,553
Other Exemption Loss	217,518
TIF Increment Value	
Retained TIF Value	
Net Assessed Value	11,627,598
Net Assessed Under Protest	

* Public Service Protests Values are not included on this report.




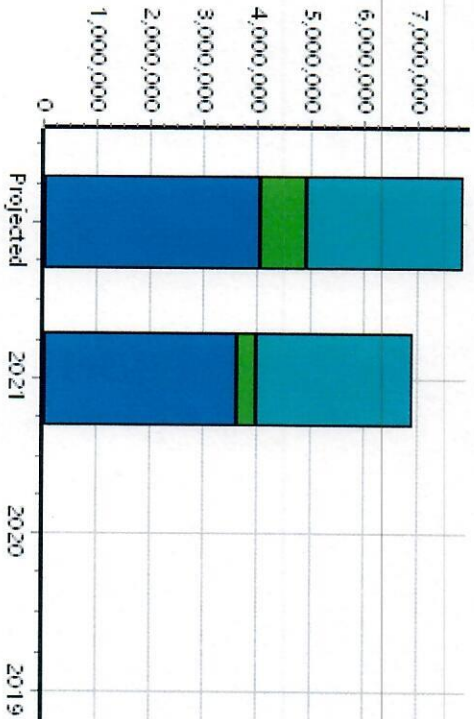
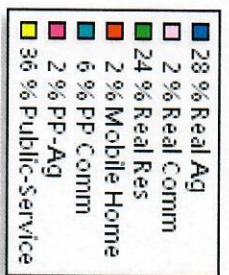
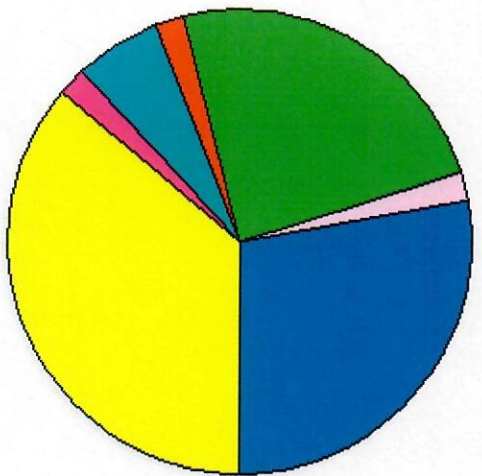
Real	Count	Value
Agricultural	455	2,350,753
Commercial	32	131,857
Residential	687	1,949,273
Total Real Value	1,174	4,431,883
Homestead	270	282,881
Veteran	7	99,284
Other	0	0
Total Exempt	295	382,165
TIF Increment Value		
Net Assessed		4,049,718
Net Assessed Under Protest		
Senior Freeze	29	90,395
Capped Parcels	400	905,176

Personal	Count	Value
Agricultural	75	178,255
Commercial	30	566,860
Mobile Home	36	122,048
Total Personal	141	867,163
Total Exempt	16	3,077
TIF Increment Value		
Net Assessed		864,086
Net Assessed Under Protest		
Public Service	Count	Value
Total PS Value	19	2,919,393
TIF Increment Value		
Net Assessed		2,919,393

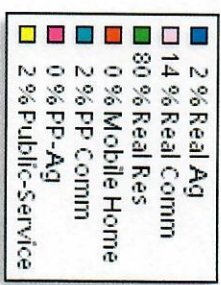
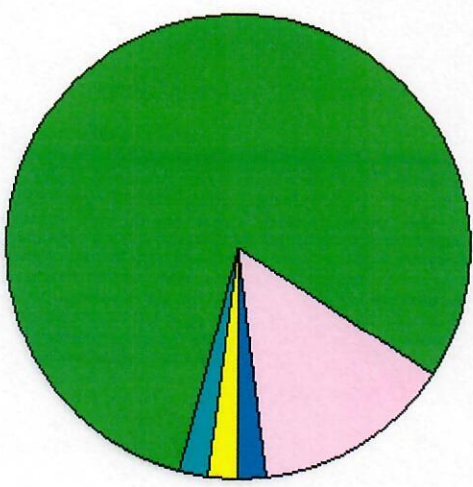
District Totals	Count	Value
Total Gross Value		8,218,439
Homestead Loss		282,881
Other Exemption Loss		102,361
TIF Increment Value		
Retained TIF Value		
Net Assessed Value		7,833,197

Net Assessed Under Protest


* Public Service Protests Values are not included on this report.



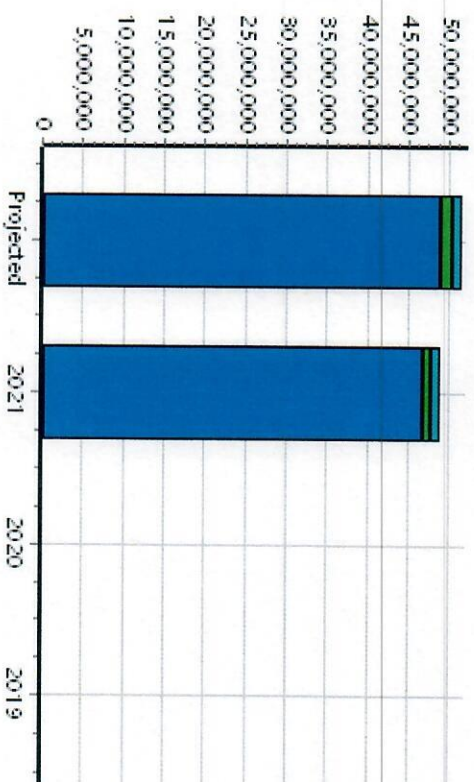
Real	Count	Value
Agricultural	98	577,397
Commercial	121	7,356,210
Residential	2,067	44,133,884
Total Real Value	2,286	52,067,491
Homestead	1,168	1,181,000
Veteran	83	2,059,487
Other	0	0
Total Exempt	1,264	3,240,487
TIF Increment Value		
Net Assessed		48,827,004



Personal	Count	Value
Agricultural	15	59,345
Commercial	132	1,280,878
Mobile Home	9	65,447
Total Personal	156	1,405,670
Total Exempt	5	940
TIF Increment Value		
Net Assessed		1,404,730



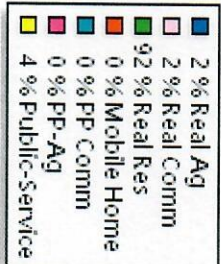

Public Service	Count	Value
Total PS Value	18	1,097,861
TIF Increment Value		
Net Assessed		1,097,861




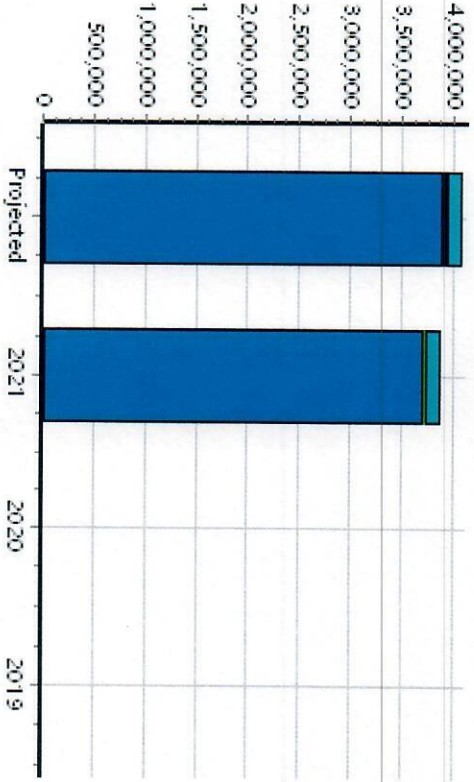
District Totals	Count	Value
Total Gross Value		54,571,022
Homestead Loss		1,181,000
Other Exemption Loss		2,060,427
TIF Increment Value		
Retained TIF Value		
Net Assessed Value		51,329,595
Net Assessed Under Protest		

* Public Service Protests Values are not included on this report.

Real	Count	Value
Agricultural	16	73,667
Commercial	6	104,125
Residential	225	3,882,111
Total Real Value	247	4,059,903
Homestead	108	111,135
Veteran	4	50,066
Other	0	0
Total Exempt	116	161,201
TIF Increment Value		
Net Assessed		3,898,702



Personal	Count	Value
Agricultural	1	16,899
Commercial	13	12,991
Mobile Home	3	8,198
Total Personal	17	38,088
Total Exempt	0	0
TIF Increment Value		
Net Assessed		38,088
Net Assessed Under Protest		
Public Service	Count	Value
Total PS Value	8	141,589
TIF Increment Value		
Net Assessed		141,589




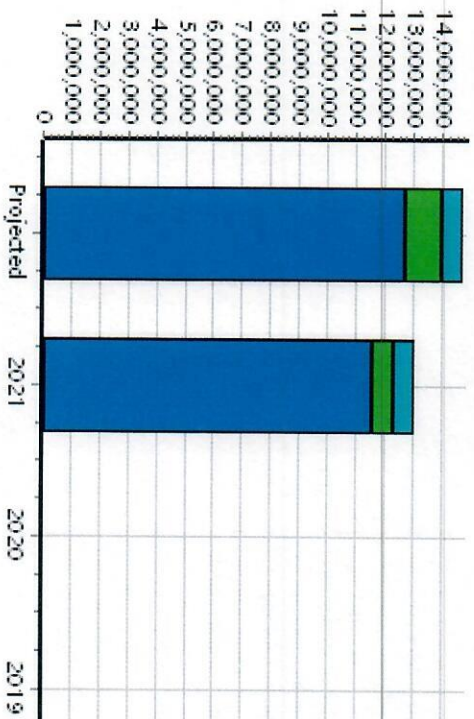


District Totals	Count	Value
Total Gross Value		4,239,580
Homestead Loss		111,135
Other Exemption Loss		50,066
TIF Increment Value		
Retained TIF Value		
Net Assessed Value		4,078,379
Net Assessed Under Protest		

* Public Service Protests Values are not included on this report.

Real	Count	Value
Agricultural	170	1,812,597
Commercial	19	234,353
Residential	972	11,652,733
Total Real Value	1,161	13,699,683
Homestead	522	539,589
Veteran	27	490,604
Other	0	0
Total Exempt	568	1,030,193
TIF Increment Value		
Net Assessed		12,669,490
Net Assessed Under Protest		
Senior Freeze	55	334,822
Capped Parcels	421	1,701,626
Personal	Count	Value
Agricultural	38	101,961
Commercial	83	1,107,409
Mobile Home	29	98,198
Total Personal	150	1,307,568
Total Exempt	6	1,200
TIF Increment Value		
Net Assessed		1,306,368
Net Assessed Under Protest		
Public Service	Count	Value
Total PS Value	16	719,856
TIF Increment Value		
Net Assessed		719,856

District Totals	
Total Gross Value	15,727,107
Homestead Loss	539,589
Other Exemption Loss	491,804
TIF Increment Value	
Retained TIF Value	
Net Assessed Value	14,695,714
Net Assessed Under Protest	

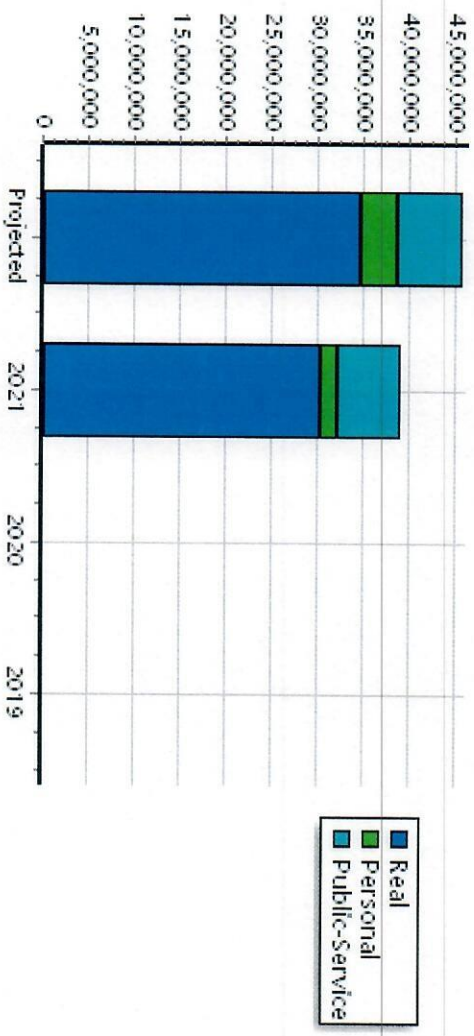
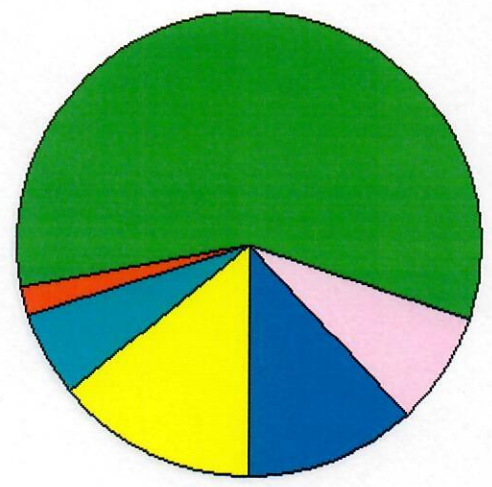
* Public Service Protests Values are not included on this report.



Real	Count	Value
Agricultural	779	5,977,918
Commercial	194	3,429,860
Residential	4,053	28,144,641
Total Real Value	5,026	37,552,419
Homestead	1,847	1,928,916
Veteran	91	1,055,382
Other	0	0
Total Exempt	2,026	2,984,298
TIF Increment Value		1,136,362
Net Assessed		33,431,759
Net Assessed Under Protest		
Senior Freeze	209	802,880
Capped Parcels	1,766	5,017,178

Personal	Count	Value
Agricultural	185	456,537
Commercial	216	2,939,894
Mobile Home	202	603,023
Total Personal	603	3,999,454
Total Exempt	40	10,797
TIF Increment Value		244,574
Net Assessed		3,744,083
Net Assessed Under Protest		
Public Service	Count	Value
Total PS Value	35	7,093,647
TIF Increment Value		0
Net Assessed		7,093,647

District Totals	
Total Gross Value	48,645,520
Homestead Loss	1,928,916
Other Exemption Loss	1,066,179
TIF Increment Value	1,380,936
Retained TIF Value	0
Net Assessed Value	44,269,489
Net Assessed Under Protest	
* Public Service Protections Values are not included on this report.	



TIF Project Summary						
Code	Description	Expires	Base Value	Increment Value	Retained Inc	Total Value
1	92 Tecumseh bay 2004	2029	975,193	1,380,936	0	2,356,129
Total TIF Valuation :			975,193	1,380,936	0	2,356,129

Real	Count	Value
Agricultural	94	897,514
Commercial	1,174	40,642,808
Residential	9,628	77,305,830
Total Real Value	10,896	118,846,152
Homestead	3,632	3,856,476
Veteran	149	1,954,777
Other	0	0
Total Exempt	4,015	5,811,253
TIF Increment Value		1,468,917
Net Assessed		111,565,982


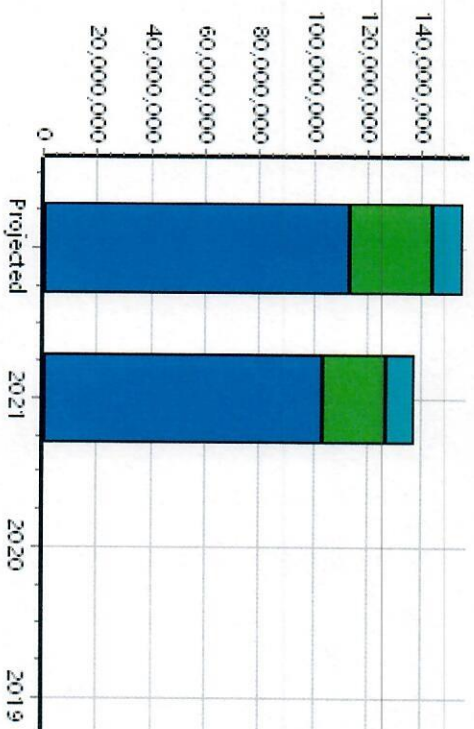

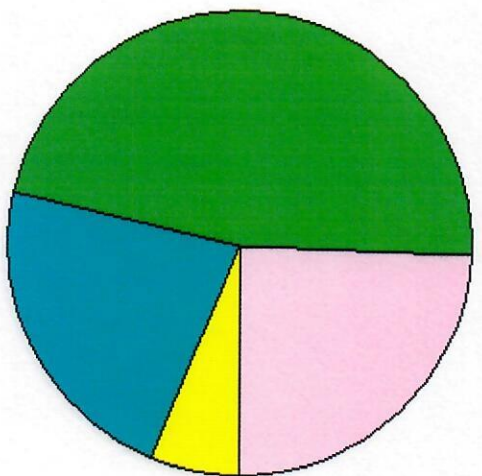
Personal	Count	Value
Senior Freeze	536	1,519,025
Capped Parcels	5,040	18,514,765
Net Assessed Under Protest		
Agricultural	28	77,642
Commercial	874	35,095,595
Mobile Home	170	514,454
Total Personal	1,072	35,687,691
Total Exempt	18	5,136,607
TIF Increment Value		1,267,459
Net Assessed		29,283,625

Public Service	Count	Value
Total PS Value	52	10,961,223
TIF Increment Value		0
Net Assessed		10,961,223

District Totals	Count	Value
Total Gross Value		165,495,066
Homestead Loss		3,856,476
Other Exemption Loss		7,091,384
TIF Increment Value		2,736,376
Retained TIF Value		
Net Assessed Value		151,810,830

Net Assessed Under Protest

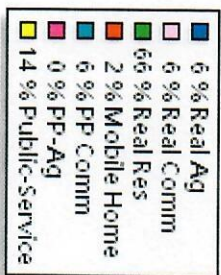
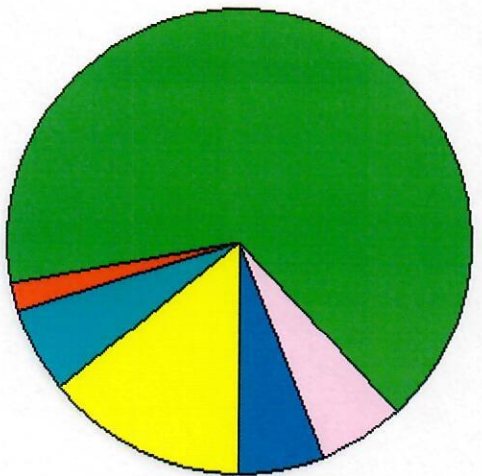
* Public Service Values are not included on this report




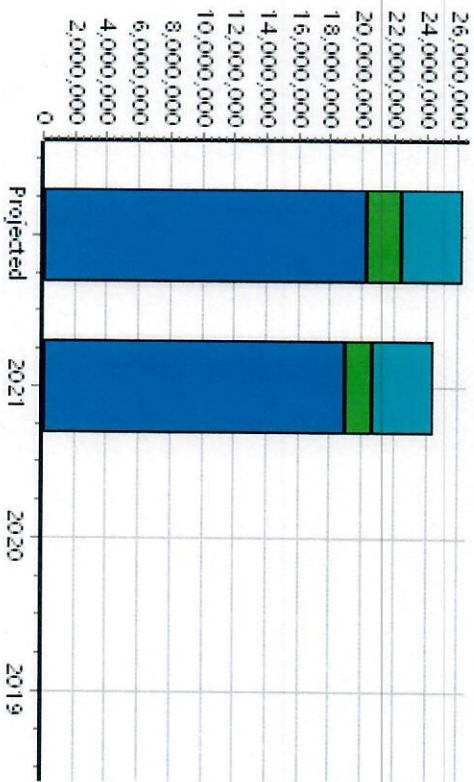
TIF Project Summary

Code	Description	Expires	Base Value	Increment Value	Retained Inc	Total Value
2	93 Shawnee Bav 2003	2028	1,545,667	778,495		2,324,162
3	93 Shawnee BAV2 2017	2042	3,086,923	1,957,881		5,044,804
Total TIF Valuation :			4,632,590	2,736,376	0	7,368,966

Real	Count	Value
Agricultural	257	1,700,023
Commercial	72	1,687,572
Residential	2,173	18,777,693
Total Real Value	2,502	22,165,288
Homestead	962	982,947
Veteran	61	985,428
Other	0	0
Total Exempt	1,045	1,968,375
TIF Increment Value		
Net Assessed		20,196,913



Personal	Count	Value
Agricultural	71	256,791
Commercial	112	1,475,415
Mobile Home	150	421,969
Total Personal	333	2,154,175
Total Exempt	13	2,360
TIF Increment Value		
Net Assessed		2,151,815
Net Assessed Under Protest		
Public Service	Count	Value
Total PS Value	36	3,847,008
TIF Increment Value		
Net Assessed		3,847,008



District Totals

Total Gross Value	28,166,471
Homestead Loss	982,947
Other Exemption Loss	987,788
TIF Increment Value	
Retained TIF Value	
Net Assessed Value	26,195,736

Net Assessed Under Protest


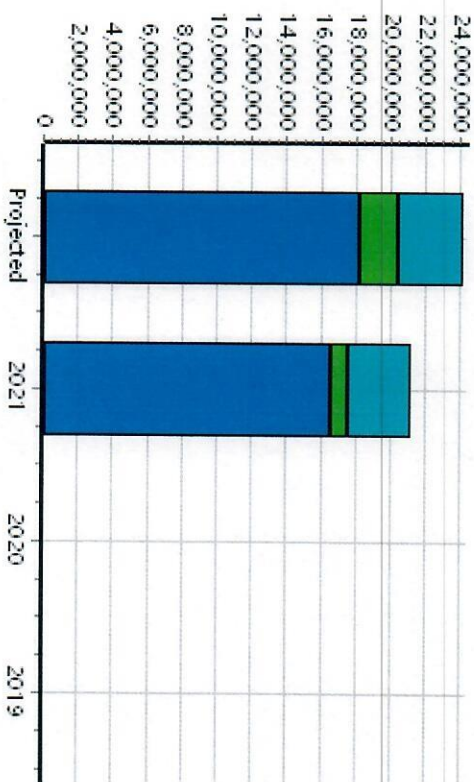
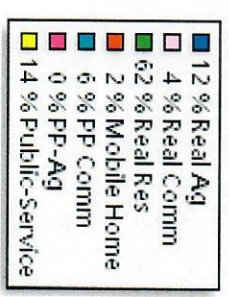
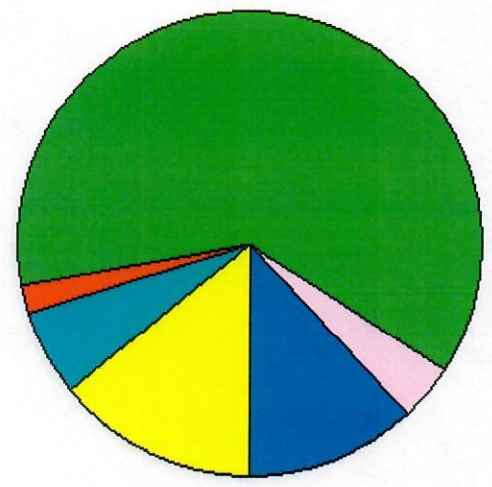
* Public Service Protests Values are not included on this report.

Real	Count	Value
Agricultural	333	2,873,111
Commercial	47	802,863
Residential	1,558	16,086,283
Total Real Value	1,938	19,762,257
Homestead	739	752,981
Veteran	50	900,625
Other	0	0
Total Exempt	804	1,653,606
TIF Increment Value		
Net Assessed		18,108,651
Net Assessed Under Protest		
Senior Freeze	64	285,315
Capped Parcels	686	2,107,736

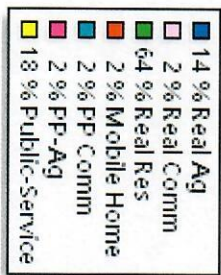
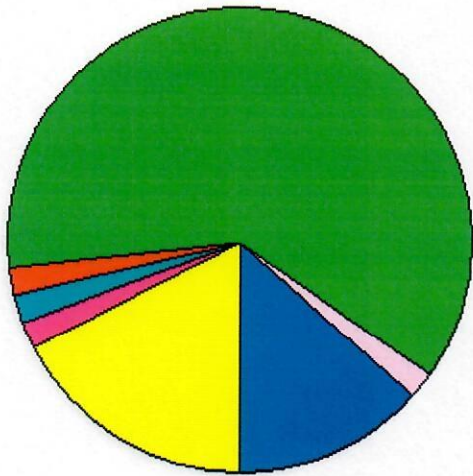
Personal	Count	Value
Agricultural	82	241,011
Commercial	84	1,563,264
Mobile Home	108	452,587
Total Personal	274	2,256,862
Total Exempt	16	3,020
TIF Increment Value		
Net Assessed		2,253,842
Net Assessed Under Protest		
Public Service	Count	Value
Total PS Value	37	3,716,595
TIF Increment Value		
Net Assessed		3,716,595

District Totals	Count	Value
Total Gross Value		25,735,714
Homestead Loss		752,981
Other Exemption Loss		903,645
TIF Increment Value		
Retained TIF Value		
Net Assessed Value		24,079,088

Net Assessed Under Protest
 * Public Service Protests Values are not included on this report.



Real	Count	Value
Agricultural	579	5,244,936
Commercial	20	526,153
Residential	2,338	24,239,448
Total Real Value	2,937	30,010,537
Homestead	1,234	1,261,394
Veteran	96	1,607,732
Other	0	0
Total Exempt	1,359	2,869,126
TIF Increment Value		
Net Assessed		27,141,411



Personal	Count	Value
Agricultural	171	433,763
Commercial	83	560,728
Mobile Home	179	722,540
Total Personal	433	1,717,031
Total Exempt	33	6,136
TIF Increment Value		
Net Assessed		1,710,895



Public Service	Count	Value
Total PS Value	37	6,743,193
TIF Increment Value		
Net Assessed		6,743,193

District Totals

Total Gross Value	38,470,761
Homestead Loss	1,261,394
Other Exemption Loss	1,613,868
TIF Increment Value	
Retained TIF Value	
Net Assessed Value	35,595,499

Net Assessed Under Protest



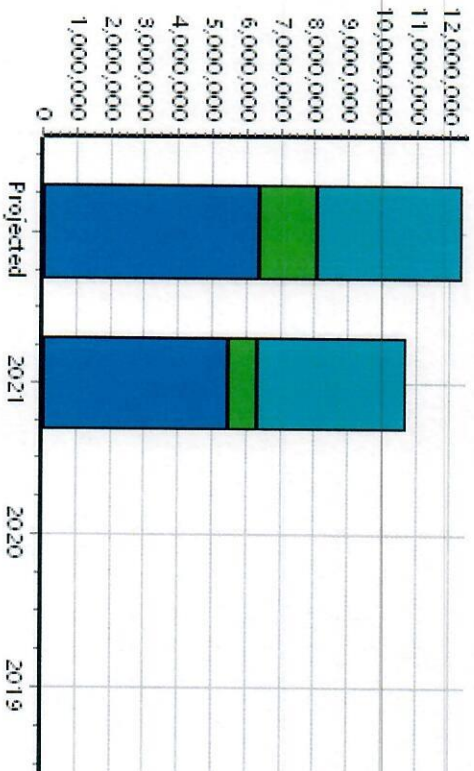
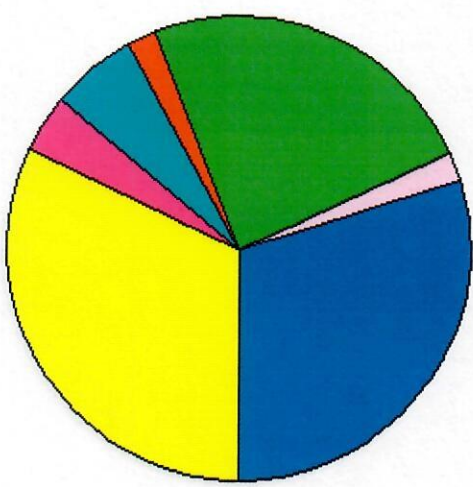
* Public Service Protests Values are not included on this report.

Real	Count	Value
Agricultural	744	3,808,496
Commercial	9	158,855
Residential	1,681	3,135,885
Total Real Value	2,434	7,103,236
Homestead	401	409,433
Veteran	28	320,580
Other	0	0
Total Exempt	446	730,013
TIF Increment Value		
Net Assessed		6,373,223
Net Assessed Under Protest		
Senior Freeze	39	176,196
Capped Parcels	692	1,292,255
Personal	Count	Value
Agricultural	128	454,126
Commercial	41	897,011
Mobile Home	104	312,471
Total Personal	273	1,663,608
Total Exempt	29	5,462
TIF Increment Value		
Net Assessed		1,658,146
Net Assessed Under Protest		
Public Service	Count	Value
Total PS Value	24	4,280,972
TIF Increment Value		
Net Assessed		4,280,972

District Totals		
Total Gross Value		13,047,816
Homestead Loss		409,433
Other Exemption Loss		326,042
TIF Increment Value		
Retained TIF Value		
Net Assessed Value		12,312,341

Net Assessed Under Protest

* Public Service Protests Values are not included on this report.

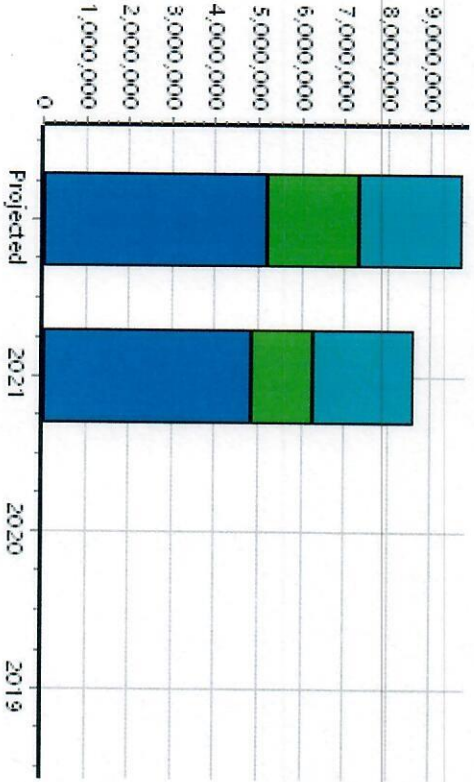

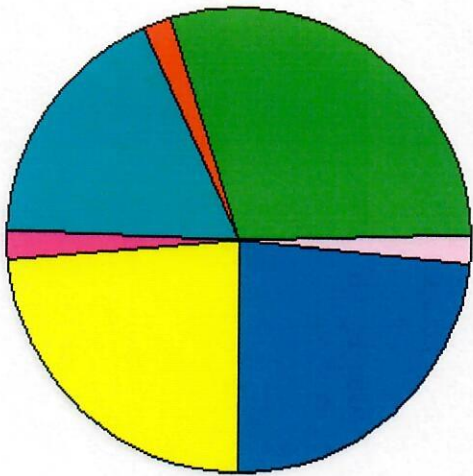


Real	Count	Value
Agricultural	299	2,480,752
Commercial	19	179,136
Residential	604	3,036,635
Total Real Value	922	5,696,523
Homestead	301	307,463
Veteran	18	202,258
Other	0	0
Total Exempt	328	509,721
TIF Increment Value		
Net Assessed		5,186,802
Net Assessed Under Protest		
Senior Freeze	31	170,199
Capped Parcels	323	1,034,193
Personal	Count	Value
Agricultural	66	226,118
Commercial	45	1,776,599
Mobile Home	37	135,408
Total Personal	148	2,138,125
Total Exempt	11	2,400
TIF Increment Value		
Net Assessed		2,135,725
Net Assessed Under Protest		
Public Service	Count	Value
Total PS Value	32	2,371,723
TIF Increment Value		
Net Assessed		2,371,723

District Totals		
Total Gross Value		10,206,371
Homestead Loss		307,463
Other Exemption Loss		204,658
TIF Increment Value		
Retained TIF Value		
Net Assessed Value		9,694,250

Net Assessed Under Protest


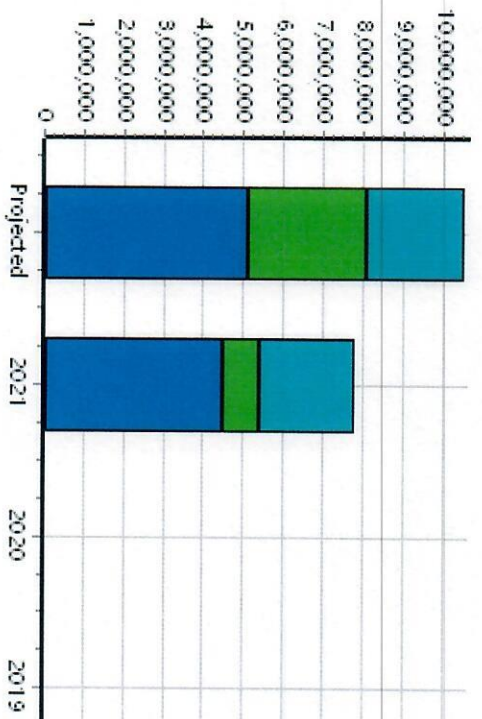
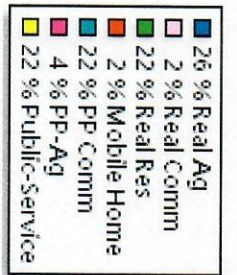
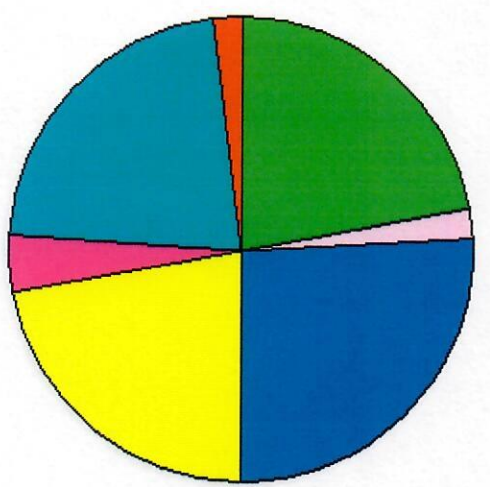
* Public Service Protests Values are not included on this report.



Real	Count	Value
Agricultural	425	2,814,959
Commercial	11	257,464
Residential	352	2,447,551
Total Real Value	788	5,519,974
Homestead	249	255,834
Veteran	17	188,901
Other	0	0
Total Exempt	274	444,735
TIF Increment Value		
Net Assessed		5,075,239
Net Assessed Under Protest		
Senior Freeze	21	115,653
Capped Parcels	277	1,039,739
Personal	Count	Value
Agricultural	98	373,140
Commercial	21	2,493,239
Mobile Home	40	124,218
Total Personal	159	2,990,597
Total Exempt	15	3,000
TIF Increment Value		
Net Assessed		2,987,597
Net Assessed Under Protest		
Public Service	Count	Value
Total PS Value	6	2,438,838
TIF Increment Value		
Net Assessed		2,438,838

District Totals		
Total Gross Value		10,949,409
Homestead Loss		255,834
Other Exemption Loss		191,901
TIF Increment Value		
Retained TIF Value		
Net Assessed Value		10,501,674
Net Assessed Under Protest		

* Public Service Protest Values are not included on this report.


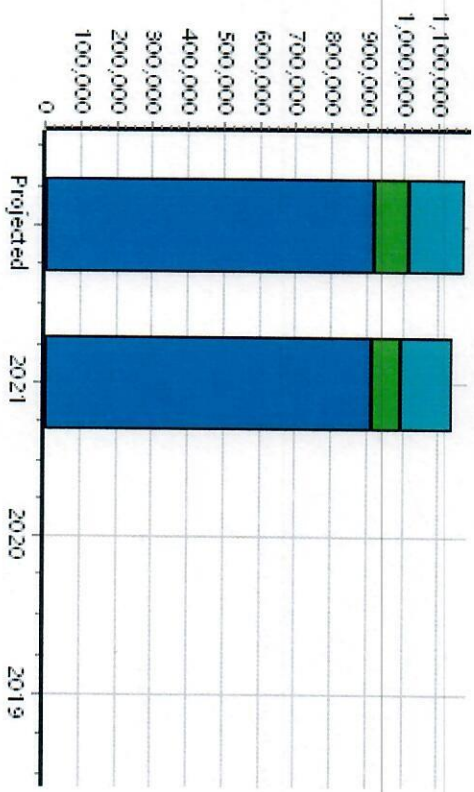
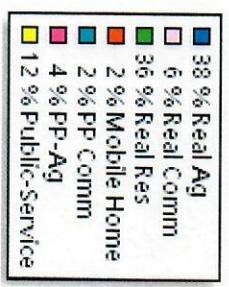
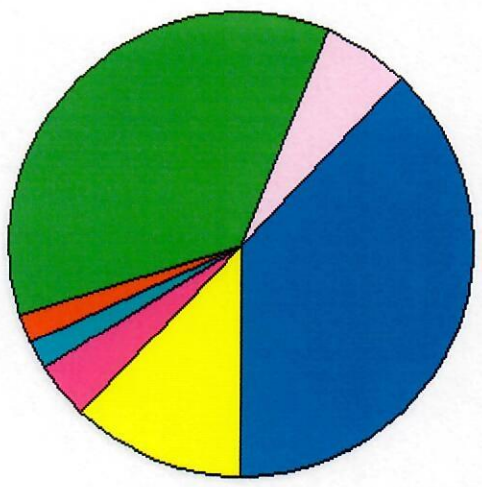


Real	Count	Value
Agricultural	62	469,024
Commercial	5	62,363
Residential	67	450,496
Total Real Value	134	981,883
Homestead	51	53,000
Veteran	1	10,647
Other	0	0
Total Exempt	54	63,647
TIF Increment Value		
Net Assessed		918,236
Net Assessed Under Protest		
Senior Freeze	5	18,522
Capped Parcels	45	167,504

Personal	Count	Value
Agricultural	15	37,713
Commercial	6	34,694
Mobile Home	9	25,105
Total Personal	30	97,512
Total Exempt	8	1,520
TIF Increment Value		
Net Assessed		95,992
Net Assessed Under Protest		
Public Service	Count	Value
Total PS Value	7	153,077
TIF Increment Value		
Net Assessed		153,077

District Totals	Value
Total Gross Value	1,232,472
Homestead Loss	53,000
Other Exemption Loss	12,167
TIF Increment Value	
Retained TIF Value	
Net Assessed Value	1,167,305
Net Assessed Under Protest	

* Public Service Protests Values are not included on this report.


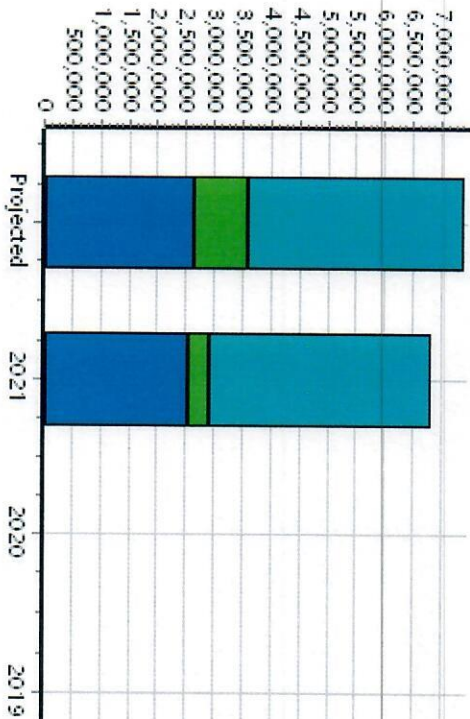
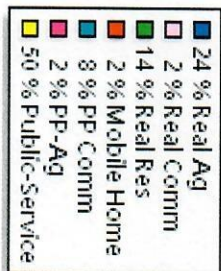
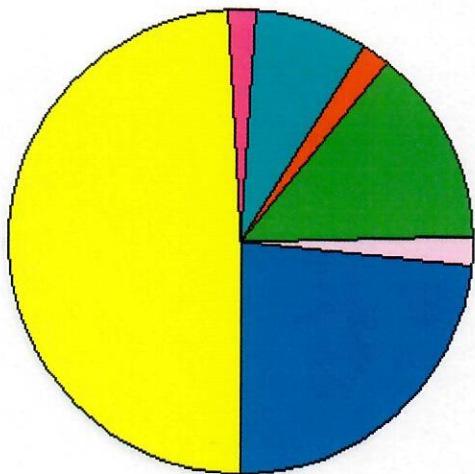


Real	Count	Value
Agricultural	460	1,787,540
Commercial	16	82,993
Residential	251	1,000,485
Total Real Value	727	2,871,018
Homestead	142	146,025
Veteran	7	92,325
Other	0	0
Total Exempt	155	238,350
TIF Increment Value		
Net Assessed		2,632,668
Net Assessed Under Protest		
Senior Freeze	11	57,891
Capped Parcels	270	881,965


Personal	Count	Value
Agricultural	63	176,916
Commercial	21	675,294
Mobile Home	26	90,216
Total Personal	110	942,426
Total Exempt	14	2,800
TIF Increment Value		
Net Assessed		939,626
Net Assessed Under Protest		
Public Service	Count	Value
Total PS Value	13	3,801,266
TIF Increment Value		
Net Assessed		3,801,266

District Totals	Count	Value
Total Gross Value		7,614,710
Homestead Loss		146,025
Other Exemption Loss		95,125
TIF Increment Value		
Retained TIF Value		
Net Assessed Value		7,373,560

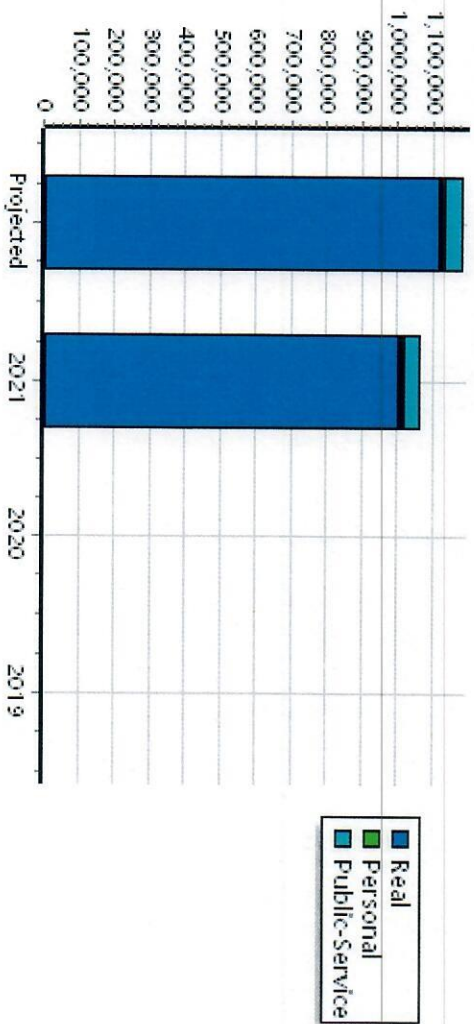
Net Assessed Under Protest
 * Public Service Protests Values are not included on this report.



Real	Count	Value
Agricultural	3	10,132
Commercial	0	0
Residential	144	1,219,843
Total Real Value	147	1,229,975
Homestead	58	58,000
Veteran	4	55,444
Other	0	0
Total Exempt	62	113,444
TIF Increment Value		
Net Assessed		1,116,531
Net Assessed Under Protest		
Senior Freeze	4	6,288
Capped Parcels	42	129,778



0 % Real Ag
0 % Real Comm
94 % Real Res
0 % Mobile Home
0 % PP Comm
0 % PP-Ag
4 % Public-Service





Real
Personal
Public-Service

District Totals		
Total Gross Value		1,296,960
Homestead Loss		58,000
Other Exemption Loss		55,444
TIF Increment Value		
Retained TIF Value		
Net Assessed Value		1,183,516


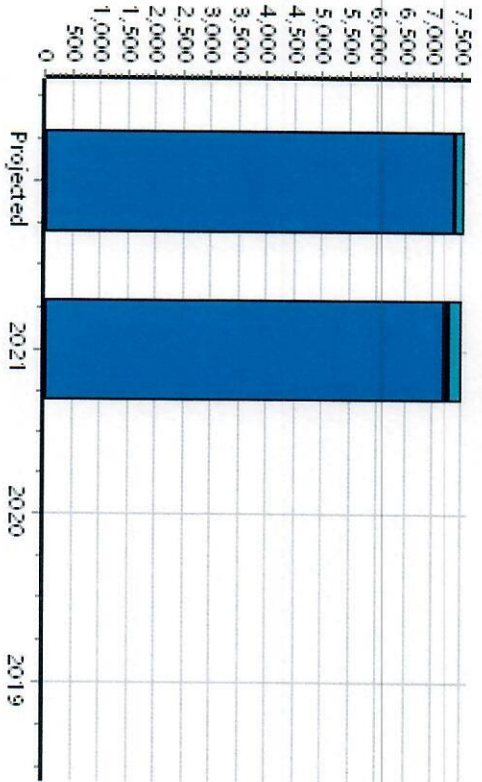
Net Assessed Under Protest

* Public Service Protests Values are not included on this report.

Real	Count	Value
Agricultural	2	7,354
Commercial	0	0
Residential	0	0
Total Real Value	2	7,354
Homestead	0	0
Veteran	0	0
Other	0	0
Total Exempt	0	0
TIF Increment Value		
Net Assessed		7,354
Net Assessed Under Protest		
Senior Freeze	0	0
Capped Parcels	1	2,210



Personal	Count	Value
Agricultural	0	0
Commercial	0	0
Mobile Home	0	0
Total Personal	0	0
Total Exempt	0	0
TIF Increment Value		
Net Assessed		0
Net Assessed Under Protest		
Public Service	Count	Value
Total PS Value	1	179
TIF Increment Value		
Net Assessed		179



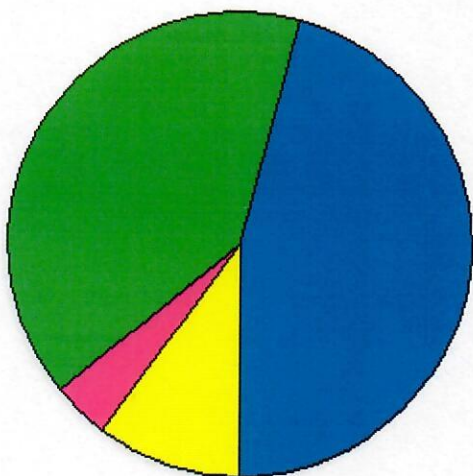
District Totals

Total Gross Value	7,533
Homestead Loss	0
Other Exemption Loss	0
TIF Increment Value	
Retained TIF Value	
Net Assessed Value	7,533

Net Assessed Under Protest

* Public Service Protests Values are not included on this report.

Real	Count	Value
Agricultural	72	728,929
Commercial	0	0
Residential	66	624,750
Total Real Value	138	1,353,679
Homestead	63	65,327
Veteran	1	15,667
Other	0	0
Total Exempt	67	80,994
TIF Increment Value		
Net Assessed		1,272,685
Net Assessed Under Protest		
Senior Freeze	6	28,018
Capped Parcels	52	191,911



Personal	Count	Value
Agricultural	26	60,770
Commercial	4	434
Mobile Home	2	7,067
Total Personal	32	68,271
Total Exempt	4	670
TIF Increment Value		
Net Assessed		67,601
Net Assessed Under Protest		
Public Service		
Total PS Value	10	153,328
TIF Increment Value		
Net Assessed		153,328

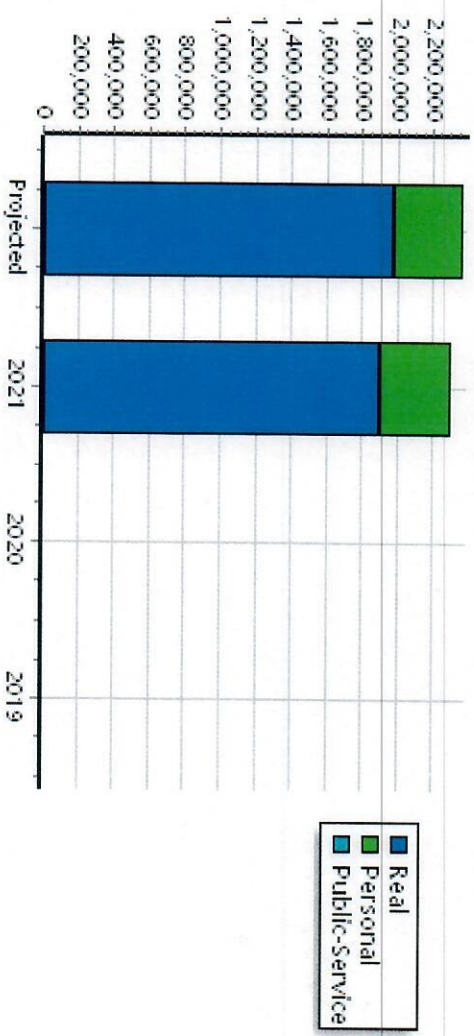
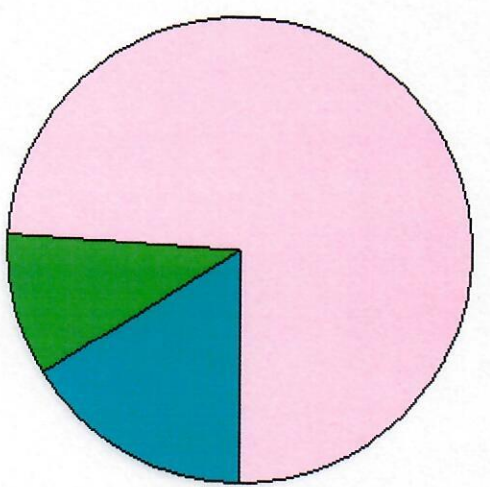


District Totals	Count	Value
Total Gross Value		1,575,278
Homestead Loss		65,327
Other Exemption Loss		16,337
TIF Increment Value		
Retained TIF Value		
Net Assessed Value		1,493,614
Net Assessed Under Protest		

* Public Service Protests Values are not included on this report.

Real	Count	Value
Agricultural	2	3,777
Commercial	60	1,746,019
Residential	60	234,287
Total Real Value	122	1,984,083
Homestead	17	19,000
Veteran	0	0
Other	0	0
Total Exempt	19	19,000
TIF Base/Retained Value		828,721
Net Assessed		1,136,362
Net Assessed Under Protest		
Senior Freeze	10	10,142
Capped Parcels	29	56,761

Personal	Count	Value
Agricultural	0	0
Commercial	60	391,046
Mobile Home	0	0
Total Personal	60	391,046
Total Exempt	0	0
TIF Base/Retained Value		146,472
Net Assessed		244,574
Net Assessed Under Protest		
Public Service		
Total PS Value	0	0
TIF Base/Retained Value		
Net Assessed		0



District Totals

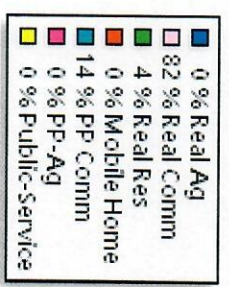
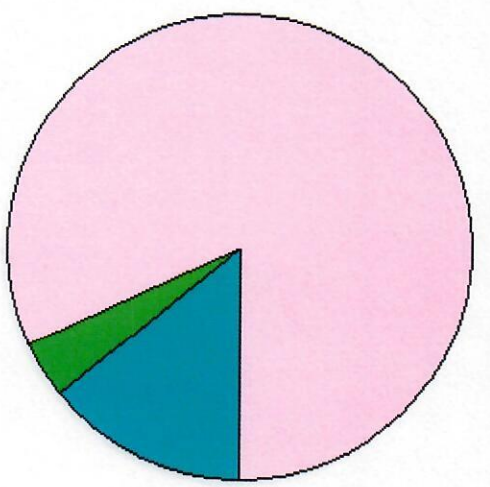
Total Gross Value	2,375,129
Homestead Loss	19,000
Other Exemption Loss	0
TIF Base Value	975,193
Base Retained Value	
Net Assessed Value	1,380,936
Net Assessed Under Protest	

* Public Service Values are not included on this report.


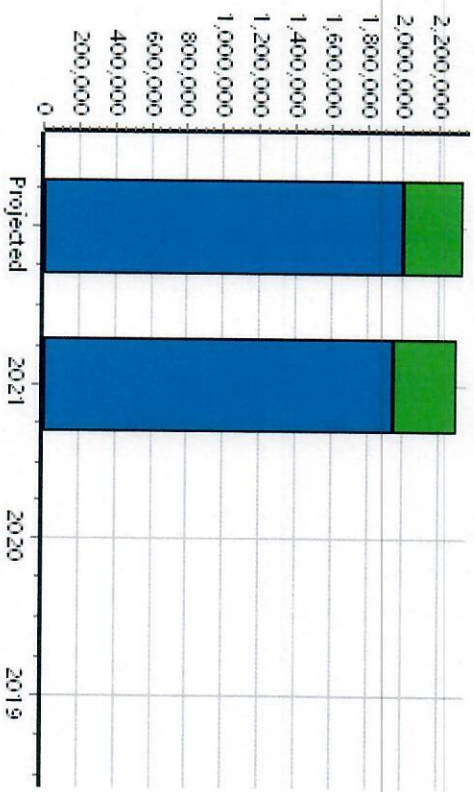
TIF Project Summary

Code	Description	Expires	Base Value	Increment Value	Retained Inc	Total Value
1	92 Tecumseh bay 2004	2029	975,193	1,380,936		2,356,129
Total TIF Valuation :			975,193	1,380,936	0	2,356,129

Real	Count	Value
Agricultural	0	0
Commercial	126	1,916,182
Residential	21	79,590
Total Real Value	147	1,995,772
Homestead	3	4,000
Veteran	0	0
Other	0	0
Total Exempt	4	4,000
TIF Base/Retained Value		1,125,064
Net Assessed		866,708
Net Assessed Under Protest		
Senior Freeze	56	84,547
Capped Parcels	119	1,526,672



Personal	Count	Value
Agricultural	0	0
Commercial	91	332,390
Mobile Home	0	0
Total Personal	91	332,390
Total Exempt	0	0
TIF Base/Retained Value		420,603
Net Assessed		-88,213
Net Assessed Under Protest		
Public Service	Count	Value
Total PS Value	0	0
TIF Base/Retained Value		0
Net Assessed		0



District Totals


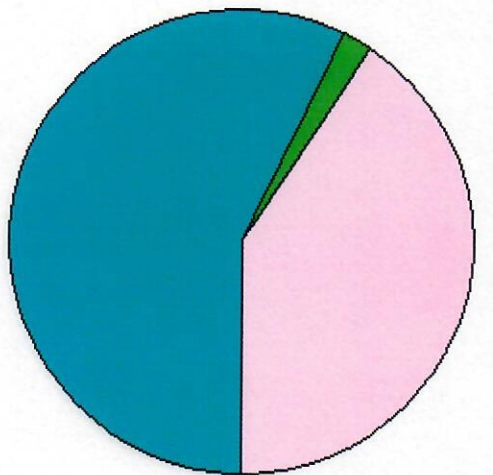
Total Gross Value	2,328,162
Homestead Loss	4,000
Other Exemption Loss	0
TIF Base Value	1,545,667
Base Retained Value	778,495
Net Assessed Under Protest	778,495

TIF Project Summary


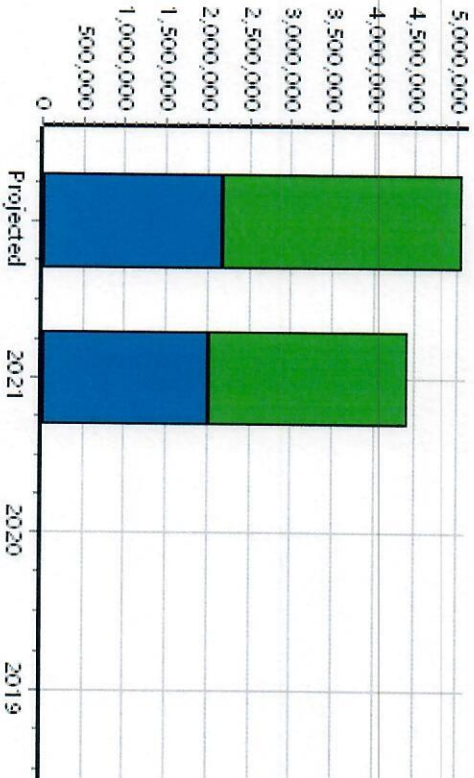
Code	Description	Expires	Base Value	Increment Value	Retained Inc	Total Value
2	93 Shawnee bay 2003	2028	1,545,667	778,495		2,324,162
Total TIF Valuation :			1,545,667	778,495	0	2,324,162

* Public Service Protests Values are not included on this report.

Real	Count	Value
Agricultural	0	0
Commercial	160	2,041,384
Residential	67	133,844
Total Real Value	227	2,175,228
Homestead	4	5,000
Veteran	0	0
Other	0	0
Total Exempt	5	5,000
TIF Base/Retained Value		1,568,019
Net Assessed		602,209
Net Assessed Under Protest		
Senior Freeze	0	0
Capped Parcels	206	2,043,574



Personal	Count	Value
Agricultural	0	0
Commercial	33	2,874,576
Mobile Home	0	0
Total Personal	33	2,874,576
Total Exempt	0	0
TIF Base/Retained Value		1,518,904
Net Assessed		1,355,672
Net Assessed Under Protest		
Public Service	Count	Value
Total PS Value	0	0
TIF Base/Retained Value		
Net Assessed		0



District Totals

Total Gross Value	5,049,804
Homestead Loss	5,000
Other Exemption Loss	0
TIF Base Value	3,086,923
Base Retained Value	
Net Assessed Value	1,957,881

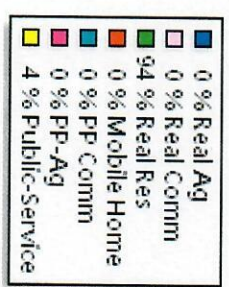
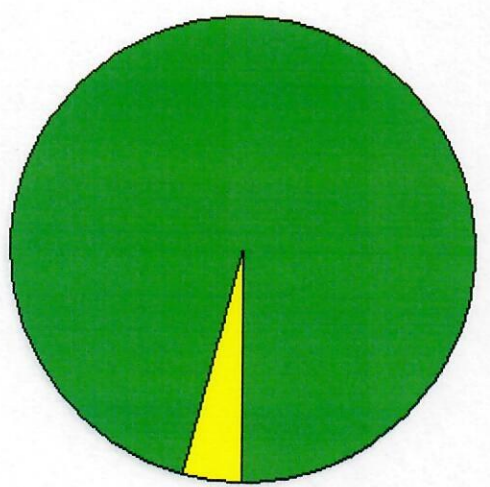
TIF Project Summary

Code	Description	Expires	Base Value	Increment Value	Retained Inc	Total Value
3	93 Shawnee BAV2 2017	2042	3,086,923	1,957,881		5,044,804
Total TIF Valuation :			3,086,923	1,957,881	0	5,044,804

Net Assessed Under Protest

* Public Service Proteasis Values are not included on this report.

Real	Count	Value
Agricultural	3	10,132
Commercial	0	0
Residential	144	1,219,843
Total Real Value	147	1,229,975
Homestead	58	58,000
Veteran	4	55,444
Other	0	0
Total Exempt	62	113,444
TIF Increment Value		
Net Assessed		1,116,531
Net Assessed Under Protest		
Senior Freeze	4	6,288
Capped Parcels	42	129,778
Personal	Count	Value
Agricultural	2	1,106
Commercial	4	4,340
Mobile Home	3	9,765
Total Personal	9	15,211
Total Exempt	0	0
TIF Increment Value		
Net Assessed		15,211
Net Assessed Under Protest		
Public Service	Count	Value
Total PS Value	7	51,774
TIF Increment Value		
Net Assessed		51,774


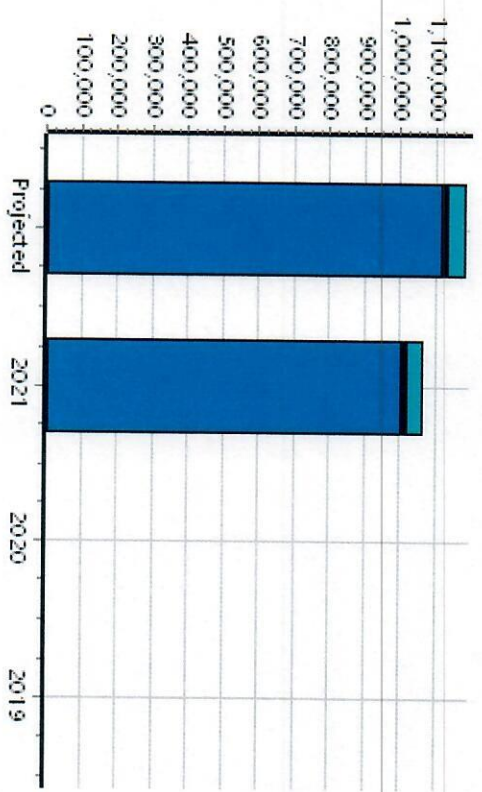


District Totals

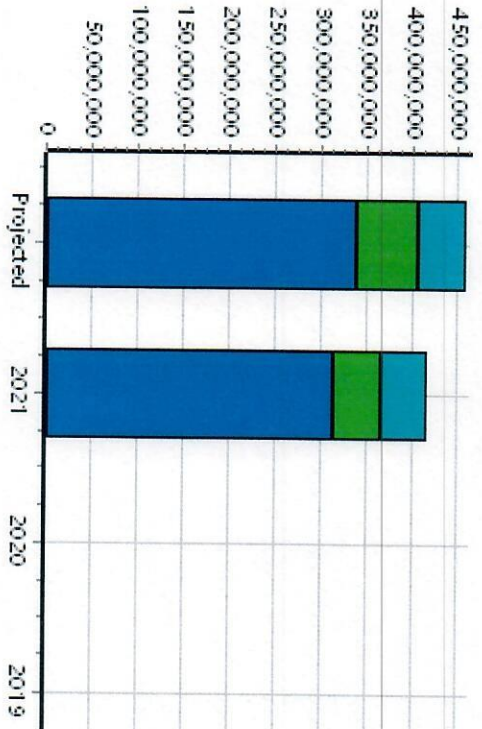
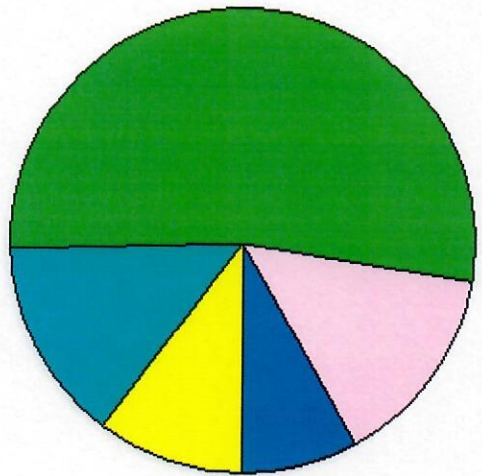
Total Gross Value	1,296,960
Homestead Loss	58,000
Other Exemption Loss	55,444
TIF Increment Value	
Retained TIF Value	
Net Assessed Value	1,183,516

Net Assessed Under Protest

* Public Service Proteests Values are not included on this report.



Real	Count	Value
Agricultural	5,450	36,797,255
Commercial	1,887	71,019,249
Residential	28,859	254,578,022
Total Real Value	36,196	362,394,526
Homestead	12,597	13,071,498
Veteran	692	11,019,662
Other	0	0
Total Exempt	13,807	24,091,160
TIF Increment Value		2,605,279
Net Assessed		335,698,087
Net Assessed Under Protest		
Senior Freeze	1,415	5,363,345
Capped Parcels	13,459	46,373,557
Personal	Count	Value
Agricultural	1,176	3,475,653
Commercial	2,026	72,062,775
Mobile Home	1,173	3,984,974
Total Personal	4,375	79,523,402
Total Exempt	263	11,934,706
TIF Increment Value		1,512,033
Net Assessed		66,076,663
Net Assessed Under Protest		
Public Service	Count	Value
Total PS Value	381	51,488,769
TIF Increment Value		0
Net Assessed		51,488,769



TIF Project Summary

Code	Description	Expires	Base Value	Increment Value	Retained Inc	Total Value
1	92 Tecumseh bay 2004	2029	975,193	1,380,936		2,356,129
2	93 Shawnee bay 2003	2028	1,545,667	778,495		2,324,162
3	93 Shawnee BAV2 2017	2042	3,086,923	1,957,881		5,044,804
Total TIF Valuation :						9,725,095

District Totals

Total Gross Value	493,406,697
Homestead Loss	13,071,498
Other Exemption Loss	22,954,368
TIF Increment Value	4,117,312
Retained TIF Value	453,263,519

Net Assessed Under Protest

* Public Service Protests Values are not included on this report.

Real	Count	Value
Agricultural	1,123	4,715,678
Commercial	29	154,025
Residential	829	2,817,018
Total Real Value	1,981	7,686,721
Homestead	359	366,553
Veteran	27	211,989
Other	0	0
Total Exempt	395	578,542
TIF Increment Value		
Net Assessed		7,108,179
Net Assessed Under Protest		
Senior Freeze	25	95,869
Capped Parcels	569	1,250,332

Personal	Count	Value
Agricultural	126	476,089
Commercial	52	804,517
Mobile Home	69	275,081
Total Personal	247	1,555,687
Total Exempt	28	5,529
TIF Increment Value		
Net Assessed		1,550,158
Net Assessed Under Protest		
Public Service	Count	Value
Total PS Value	28	2,976,794
TIF Increment Value		
Net Assessed		2,976,794

District Totals		
Total Gross Value		12,219,202
Homestead Loss		366,553
Other Exemption Loss		217,518
TIF Increment Value		
Retained TIF Value		
Net Assessed Value		11,635,131
Net Assessed Under Protest		

* Public Service Protests Values are not included on this report.

